

OKLAHOMA

MEN'S BASKETBALL

Mike Houck, Associate Communications Director

McClendon Center for Intercollegiate Athletics

180 West Brooks, Suite 2525 | Norman, OK 73019

Office: (405) 325-8227 | Cell: (405) 249-5892 | E-Mail: mhouck@ou.edu

www.SoonerSports.com | Twitter: @SoonerSportscom; @SoonerHoops; @LonKruger

26 NCAA Tournaments | 4 Final Fours | 14 Conference Championships | 30 All-Americans | 27 Postseason Appearances In The Last 30 Years

Oklahoma Schedule

N1	NORTHEASTERN STATE (Ex.)	W	85-51
N6	WASHBURN (Ex.)	W	85-59

N11	IDAHO STATE	W	78-74
N18	COPPIN STATE	W	92-65
N24	vs. Washington State #	W	74-59
N25	vs. Santa Clara #	W	85-73
N27	vs. Saint Louis #	L	63-83

D2	SACRAMENTO STATE	W	82-53
D8	ORAL ROBERTS	W	73-59
D10	ARKANSAS	W	78-63
D17	vs. Houston \$	W	79-74
D21	SOUTH CAROLINA STATE	W	83-48
D29	at Cincinnati %	L	55-56
D31	NORTHWESTERN STATE	W	83-63

J3	at Missouri	7 p.m.	MSN
J7	KANSAS	1 p.m.	ESPNU
J9	at Oklahoma State	6 p.m.	ESPNU
J14	KANSAS STATE	12:30 p.m.	Big 12
J17	TEXAS TECH	7 p.m.	Big 12
J21	at Texas A&M	3 p.m.	Big 12
J24	BAYLOR	7 p.m.	Big 12
J28	at Kansas State	6 p.m.	FSKC

F1	at Kansas	8 p.m.	ESPNU
F4	IOWA STATE	5 p.m.	ESPN/2
F6	MISSOURI	6 p.m.	ESPNU
F11	at Texas Tech	7 p.m.	TTSN
F14	TEXAS	7 p.m.	Big 12
F18	at Iowa State	12:30 p.m.	Big 12
F22	OKLAHOMA STATE	7 p.m.	Big 12
F25	at Baylor	12:30 p.m.	Big 12
F29	at Texas	8 p.m.	ESPN2

M3	TEXAS A&M	3 p.m.	Big 12
M7-10	Big 12 Championship ^	TBD	B12/ESPN
M15-18	NCAA First/Second Rounds	TBD	CBS
M22-25	NCAA Regionals	TBD	CBS
M31/A2	NCAA Final Four	TBD	CBS

All times Central and subject to change

76 Classic (Anaheim, Calif.)

\$ All-College Classic (Oklahoma City)

% at U.S. Bank Arena

^ Kansas City, Mo.

"Big 12" is Big 12 Network regional television

"MSN" is Mizzou Sports Network

"FSKC" is Fox Sports Kansas City

"TTSN" is Texas Tech Sports Network

Radio (Sooner Sports Network)


Play-by-Play.....Toby Rowland

Analyst.....Mike Houck

TV (Mizzou Sports Network)

Play-by-Play.....Chris Gervino

Analyst.....Jon Sundvold

OKLAHOMA (10-2, 0-0)
SOONERS**At a Glance**

Date Tuesday, Jan. 3
 Site Columbia, Mo.
 Tip Time 7 p.m. CT
 Radio KOKC 1520 AM in OKC;
 KTBZ 1430 AM in Tulsa
 TV FS Oklahoma Plus; ESPN Full Court
 Internet ESPN3.com
 Series OU leads 112-95

No. 7/6 MISSOURI (13-0, 0-0)
TIGERS**PROJECTED OKLAHOMA STARTERS**

4 ANDREW FITZGERALD • F
 6-8 • 247 • Jr. • Baltimore, Md.
 Brewster Academy (N.H.)

PTS	REB	FG%	MIN
12.3	5.3	.488	24.8



NOTES: Averaging 15.0 points on .529 field goal shooting the last seven games (averaged 8.4 on .400 shooting the first five games) ... Has scored at least 13 points six times in the last seven outings (season-high 18 Dec. 29 at Cincinnati) ... Logged double-double (12 points, 13 rebounds) vs. Santa Clara Nov. 25 ... An honorable mention All-Big 12 selection last year who started all 32 games ... Led OU's regulars last season with a .486 field goal mark.

24 ROMERO OSBY • F
 6-8 • 232 • Jr. • Meridian, Miss.
 Mississippi State University

PTS	REB	FG%	MIN
10.8	8.8	.472	27.2



NOTES: Averaging 10.8 points and team-high 8.8 rebounds (ranks third in Big 12) ... Leads Big 12 with 3.2 offensive rebounds per game ... Has grabbed at least 10 boards in six of 12 outings ... Ranks No. 2 in Big 12 with four double-doubles ... Averaging 13.3 points and 11.7 rebounds last three games ... His 18 boards vs. S.C. State tied as most by a Sooner since Blake Griffin three seasons ago ... A top-75 national recruit coming out of high school.

1 SAM GROOMS • G
 6-1 • 203 • Jr. • Greensboro, N.C.
 Chipola College (Fla.)

PTS	REB	AST	MIN
7.3	3.5	5.4	28.8



NOTES: Ranks third in Big 12 in assists (5.4) and second in assist-to-turnover ratio (2.5) ... Has recorded at least 6 assists six times and at least 8 assists four times ... Has 27 assists and 9 turnovers the last four contests ... Averaging 28.8 minutes (second most on team) ... Ranks second on squad with 29 free throw makes ... Rated as country's No. 3 juco prospect last year by JucoRecruiting.com ... Signed with South Florida out of high school.

2 STEVEN PLEDGER • G
 6-4 • 222 • Jr. • Chesapeake, Va.
 Atlantic Shores Christian School

PTS	REB	FG%	MIN
18.8	4.0	.550	30.6



NOTES: Dec. 19 Co-Big 12 Player of the Week ... Leads Big 12 guards with his .550 FG percentage and ranks No. 12 nationally in 3-point FG percentage (.484) ... Has scored at least 22 points three times in last five games ... Ranks No. 2 in Big 12 in scoring (18.8), No. 4 in treys (2.8) and No. 5 in free throw percentage (.850) ... Has five 20-plus scoring efforts (three all of last year) ... Named to 76 Classic and All-College Classic all-tourney teams.

21 CAMERON CLARK • G
 6-6 • 198 • So. • Sherman, Texas
 Sherman High School

PTS	REB	AST	MIN
8.5	3.7	1.6	24.8



NOTES: Has started all 44 of his career games ... Scored in double figures in six of eight games prior to averaging 2.0 points the last two outings (on 1-for-12 field goal shooting) ... Scored a season-high 18 points Dec. 2 vs. Sacramento State ... Had 16 points and 5 rebounds last year at Missouri ... Averaged 9.4 points (ranked fourth on team) and 4.5 rebounds last season as a freshman ... A consensus national top-40 recruit out of high school.

OKLAHOMA'S TOP RESERVES

No.	Name	Position	Height	Weight	Class	Points	Rebounds	Assists	Minutes
15	Tyler Neal	F	6-7	227	So.	6.5	3.4	0.8	17.6
14	Carl Blair	G	6-2	205	Jr.	3.2	1.8	2.8	15.1
5	C.J. Washington	F	6-7	230	Sr.	2.8	4.0	0.5	10.3
32	Casey Arent	C	6-10	227	Jr.	2.2	3.1	0.1	9.8
31	Barry Honoré	F	6-7	270	Sr.	1.2	1.2	0.2	5.3

PROJECTED MISSOURI STARTERS

No.	Name	Position	Height	Weight	Class	Points	Rebounds	Assists	Minutes
10	Ricardo Ratliffe	F	6-8	240	Sr.	14.2	7.2	0.7	24.0
1	Matt Pressey	G	6-2	195	Sr.	8.1	4.5	1.9	27.1
3	Phil Pressey	G	5-10	175	So.	9.8	3.1	6.0	30.1
12	Marcus Denmon	G	6-3	185	Sr.	18.7	4.8	2.2	31.3
24	Kim English	G	6-6	200	Sr.	15.4	4.5	1.8	31.2

Head Coach Lon Kruger

► Lon Kruger was named Oklahoma's 14th head men's basketball coach on April 1, 2011.

► Owns a 489-306 (.615) collegiate record over 25 years.

► Has coached at Texas-Pan American (52-59 record from 1982-86), Kansas State (81-46 from 1986-90), Florida (104-80 from 1990-96), Illinois (81-48 from 1996-00) and UNLV (161-71 from 2004-11).

► Served as head coach of NBA's Atlanta Hawks from 2000-03 (69-122 record) and was an assistant for New York Knicks (2003-04 season).

► Averaged 25.4 wins at UNLV over the last five years (four NCAA appearances and one NIT trip) and won at least 21 games each of those five seasons.

► Coached UNLV to a 55-25 (.688) Mountain West Conference record the last five seasons.

► Has taken teams to 13 NCAA Tournaments (14-13 record) and four NITs (4-5 record).

► Coached Florida to the 1994 Final Four, Kansas State to the 1988 Elite Eight and UNLV to the 2007 Sweet 16.

► Has led all five of the college programs he has coached to 20-win seasons.

► Is one of five coaches in Division I college basketball history to take four different schools to the NCAA Tournament and is one of three coaches to win an NCAA Tournament game at four schools.

► Is one of just two head coaches in Division I history to lead at least four different schools to multiple NCAA Tournament wins.

► Is one of four coaches to lead three different schools to NCAA Sweet 16 appearances.



Lon Kruger Year by Year

Year	School	Record	Pct.
1982-83	Pan American	7-21	.250
1983-84	Pan American	13-14	.481
1984-85	Pan American	12-16	.429
1985-86	Pan American	20-8	.714
1986-87	* Kansas State	20-11	.645
1987-88	* Kansas State	25-9	.735
1988-89	* Kansas State	19-11	.633
1989-90	* Kansas State	17-15	.531
1990-91	Florida	11-17	.393
1991-92	^ Florida	19-14	.576
1992-93	^ Florida	16-12	.571
1993-94	* Florida	29-8	.784
1994-95	* Florida	17-13	.567
1995-96	Florida	12-16	.429
1996-97	* Illinois	22-10	.688
1997-98	* Illinois	23-10	.697
1998-99	Illinois	14-18	.438
1999-00	* Illinois	22-10	.688
2004-05	^ UNLV	17-14	.548
2005-06	UNLV	17-13	.567
2006-07	* UNLV	30-7	.811
2007-08	* UNLV	27-8	.771
2008-09	^ UNLV	21-11	.656
2009-10	* UNLV	25-9	.735
2010-11	* UNLV	24-9	.727
2011-12	Oklahoma	10-2	.833
Totals		489-306	.615

* NCAA Tournament

^ National Invitation Tournament

TUESDAY'S GAME BASICS

Oklahoma (10-2) and Missouri (13-0) open Big 12 Conference play Tuesday at 7 p.m. CT at Mizzou Arena in Columbia, Mo. The Sooners, whose only loss in the last seven games came by one point at Cincinnati, are 3-2 away from home this season. Missouri, ranked No. 7 and 6 in the AP and coaches' polls, is just one of four undefeated teams in the country (as of Sunday). Tuesday's contest will air on the Sooner Radio Network (KOKC AM 1520 in Oklahoma City; KTBZ AM 1430 in Tulsa) with **Toby Rowland** and **Mike Houck** announcing. The game will be televised by the Mizzou Sports Network (will be carried by FS Oklahoma Plus and ESPN Full Court) with **Chris Gervino** and **Jon Sundvold** calling the action.

SOONER UPDATE

► Picked to finish last (tied with Texas Tech) by Big 12 coaches in the league's preseason poll, Oklahoma finished non-conference play with a 10-2 record (fourth best in the league).

► The Sooners are 8-7 in Big 12 openers, but have lost five of their last six.

► Oklahoma has been impressive defensively since sustaining its first loss of the season to Saint Louis in the 76 Classic championship game on Nov. 27. In its last seven games, OU has held opponents to an average of 59.4 points on .367 field goal and .257 3-point shooting. Those seven opponents have combined for a 56-39 record on the year.

► Out of 338 Division I teams, OU ranks No. 4 nationally in rebounds per game (42.2), No. 7 in offensive rebounds per game (16.1), No. 12 in 3-point field goal percentage (.410), No. 41 in scoring (77.1 ppg) and No. 51 in free throw percentage (.730). OU also ranks in the top 10 with its +10.4 average rebounding margin.

► The Sooners have scored at least 75 points eight times in their 12 games (67 percent) after doing it seven times in its 32 contests last year (22 percent).

► OU has shot better than .500 from 3-point range in four of its last seven games.

► OU's wins over Sacramento State (by 29 points), Coppin State (27), Arkansas (15), Washington State (15), Oral Roberts (14) and Houston (5) represent those teams' largest margins of defeat this year. The Sooners also handed South Carolina State (35 points) its second worst defeat.

► The Sooners' pressure defense under new head coach **Lon Kruger** has boosted the team's offense through 11 games. Opponents have averaged 14.8 turnovers, resulting in 16.6 points per contest for OU on the other end of the floor. Foes haven't been as opportunistic, averaging 12.2 points off the Sooners' 13.3 turnovers per game.

► Rebounding was mentioned by Kruger several times in the preseason as a concern of his for 2011-12. However, OU has outboarded 11 of its 12 opponents and ranks in the top 10 nationally with its +10.4 margin per contest despite not starting anyone taller than 6-8. Included were a +34 effort against Coppin State (61-27) on Nov. 18 and a +27 performance against South Carolina State (63-36) on Dec. 21. The Sooners own a 193-139 offensive rebounding advantage on the year (despite shooting .454 to their opponents' .395 mark).

Stats Comparison



CATEGORY	OU	MO
Overall Record	10-2	13-0
Points Per Game	77.1	86.2
Opp. Points Per Game	64.2	61.8
Rebounds Per Game	42.2	34.9
Rebounding Margin	+10.4	+3.2
Field Goal Pct.	.454	.517
Opp. Field Goal Pct.	.395	.410
3-Point Pct.	.410	.404
Opp. 3-Point Pct.	.309	.310
Free Throw Pct.	.730	.766
Personal Fouls Per Game	17.0	13.2
Assists Per Game	14.9	16.8
Turnovers Per Game	13.3	9.8
Blocked Shots Per Game	4.0	3.2
Steals Per Game	6.6	10.1



► Steven Pledger

No.	Name	Position	Height	Weight	Class	Hometown (Last School)
1	Sam Grooms	G	6-1	203	Jr.	Greensboro, N.C. (Chipola College [Fla.])
2	Steven Pledger**	G	6-4	222	Jr.	Chesapeake, Va. (Atlantic Shores Christian School)
3	T.J. Franklin	G	5-11	175	Sr.	Fort Worth, Texas (North Crowley HS)
4	Andrew Fitzgerald**	F	6-8	247	Jr.	Baltimore Md. (Brewster Academy [N.H.])
5	C.J. Washington*	F	6-7	230	Sr.	Stringtown, Okla. (Connors State JC)
12	Jarrod Kruger#	G	6-1	174	So.	Topeka, Kan. (Kansas State University)
13	James Frascilla	G	5-10	142	Fr.	Dallas, Texas (Highland Park HS)
14	Carl Blair*	G	6-2	205	Jr.	Houston, Texas (University of New Orleans)
15	Tyler Neal*	F	6-7	227	So.	Oklahoma City, Okla. (Putnam City West HS)
21	Cameron Clark*	G	6-6	198	So.	Sherman, Texas (Sherman HS)
22	Amath M'Baye#	F	6-9	214	Jr.	Bordeaux, France (University of Wyoming)
24	Romero Osby	F	6-8	232	Jr.	Meridian, Miss. (Mississippi State University)
31	Barry Honoré*	F	6-7	270	Sr.	Garland, Texas (Southern University)
32	Casey Arent	C	6-10	227	Jr.	Penryn, Calif. (Sierra College)

* Letters earned at Oklahoma #Sitting out 2011-12 season

2011-12 Big 12 Standings

Through Monday, Jan. 2

Team	Big 12			Overall		
	W	L	Pct.	W	L	Pct.
Baylor	1	0	1.000	14	0	1.000
Missouri	0	0	.000	13	0	1.000
Kansas State	0	0	.000	11	1	.917
Oklahoma	0	0	.000	10	2	.833
Iowa State	0	0	.000	10	3	.769
Texas	0	0	.000	10	3	.769
Kansas	0	0	.000	10	3	.769
Texas Tech	0	0	.000	7	5	.583
Oklahoma State	0	0	.000	7	6	.538
Texas A&M	0	1	.000	9	4	.692



Oklahoma Quick Facts

Official Name: University of Oklahoma

Location: Norman, Okla.

Founded: 1890

Enrollment: 30,754

Nickname: Sooners

Colors: Crimson and Cream

President: David L. Boren

Athletics Director: Joe Castiglione

Arena: Lloyd Noble Center (12,000)

First Year of Basketball: 1907-08

NCAA Tournament Appearances: 26

NIT Appearances: 7

All-Time Record: 1,535-980 (.610)

Regular Season Conference Championships: 14 (1928, 1929, 1939, 1940, 1942, 1944, 1947, 1949, 1979, 1984, 1985, 1988, 1989, 2005)

Conference Tournament Championships: 7 (1979, 1985, 1988, 1990, 2001, 2002, 2003)

Head Coach: Lon Kruger (Kansas State '75)

Career Record: 489-306 (26th year)

Oklahoma Record: 10-2 (first year)

NCAA Appearances: 13 (most recent 2011)

NIT Appearances: 4 (most recent 2009)

Assistant Coaches: Chris Crutchfield (Nebraska-Omaha '92), Steve Henson (Kansas State '90), Lew Hill (Wichita State '88)

Director of Operations: Mike Shepherd (Kansas State '92)

Director of Student-Athlete Performance: Jozsef Szendrei (Oklahoma '03)

Video Coordinator: Scott Thompson

Equipment Manager: Marco Griego

Graduate Managers: Wade Mason, Teddy Owens

Athletics Trainer: Alex Brown

Team Physician: Dr. Brock Schnebel

Official Website: SoonersSports.com

PLEDGER OFF TO SIZZLING START

► After averaging 8.6 points and shooting .386 from the field and .345 from long distance over his first two seasons, junior guard **Steven Pledger** is averaging 18.8 points this year and is shooting .550 from the field (leads Big 12 guards) and .484 from 3-point range (single-season school record is .473 by **Tim Heskett** in 1998-99). Pledger ranks second in the Big 12 in scoring (Texas' **J'Covan Brown** averages 19.3 points) and 3-point field goal percentage, No. 3 in field goal percentage, No. 4 in 3-pointers per game (2.8) and No. 5 in free throw percentage (.850).

► To help put Pledger's .550 field goal performance into perspective, the only OU guard since the start of the 3-point era in 1986-87 (25 years ago) to shoot at least .500 from the field over the course of an entire season was **Nolan Johnson** in 1999-00. Johnson shot .559 that year but only attempted two 3-point field goals and made none (shot .564 from inside the arc). Pledger is 31-for-64 from deep this year, meaning he's shooting .615 (40-for-65) from 2-point range.

► Over the last five games, Pledger is averaging 20.8 points and 5.2 rebounds while shooting .556 (35-for-63) from the field, .515 (17-for-33) from 3-point distance and .850 (17-for-20) from the free throw line. He recorded his first career double-double with 31 points and 10 boards in the Dec. 17 All-College Classic win over Houston.

► Pledger has scored in double figures in each of his 11 outings and has shot at least .500 from the field in eight games. He has scored at least 20 points five times after doing it three times all of last season.

► Pledger averaged 13.6 points per 40 minutes last season but has significantly increased that projection this year (24.6).

► Pledger has made 71 field goals this year, already putting him at 63 percent of last year's total (112).

MORE INDIVIDUAL NOTES

► Junior guard **Sam Grooms** has been strong at the point, ranking No. 3 in the Big 12 in assists (5.3) and No. 2 in assist-to-turnover ratio (2.5). He has recorded one or zero turnovers five times in 12 games and ranks second on the team in minutes (28.8). Over the last four outings, Grooms has 27 assists (6.8 average) and 9 turnovers (3.0 ratio).

► Junior forward **Romero Osby** leads the Big 12 with his 3.2 offensive rebounds per game and ranks third with his 8.8 overall boards per outing. He has recorded at least 10 rebounds on six occasions this year (his career high entering the season was eight). He has 35 boards over the last three games (11.7 average), including a career-high 18 vs. South Carolina State on Dec. 21.

► Junior forward **Andrew Fitzgerald** has scored in double figures in each of the last seven games (averaging 15.0 during stretch on .529 shooting) after doing it just twice in OU's first five outings (averaged 8.4 points on .400 shooting). He has scored at least 13 points in six of the last seven games.

► OU's lone senior on scholarship, forward **C.J. Washington** has provided a big lift off the bench the last three games. During that span, he is averaging 4.3 points and 6.3 rebounds in only 11.0 minutes per contest. Projected to 40 minutes per game, those scoring and rebounding averages jump to 15.8 and 23.0, respectively. Nine of Washington's 19 rebounds during the stretch have been offensive. He also recorded career highs of 3 blocks and 3 steals against Northwestern State on Saturday.

► OU's win over Northwestern State leaves Kruger just 11 victories shy of 500 for his career. He ranks second among current Big 12 head coaches with 489 career wins (Texas' **Rick Barnes** has 534 victories).

CLEANING THE GLASS

► OU leads the Big 12 in rebounding margin at +10.4 (Kansas ranks second at +8.0), rebounds per game at 42.2 (ranks No. 4 nationally), offensive rebounds per game at 16.5 (ranks No. 7 nationally) and offensive rebounding percentage at 45 percent.

► The Sooners have outrebounded 11 of their 12 opponents. Washington State outboarded them by three (35-32).

► Oklahoma's top two rebounding totals of the 16-year Big 12 era have been recorded this year (63 vs. S.C. State and 61 vs. Coppin State).

► OU has pulled down double-digit offensive rebounds in all but the Sacramento State game (nine) and is averaging 16.1 offensive boards per contest to its opponents' 11.6. The Sooners are averaging 14.3 second-chance points while foes are averaging 10.7.

► The Sooners are averaging 7.6 more offensive rebounds per game this year than last (16.1 to 8.5) despite shooting a higher field goal percentage this year (.454 to .448).

SATURDAY'S NORTHWESTERN STATE RECAP (BOX SCORE ON PAGE 11 OF THESE NOTES)

► Oklahoma shot .564 from the field, .600 (3-for-5) from 3-point range and .818 (18-for-22) from the free throw line in an 83-63 home win over Northwestern State on Saturday. It held the Demons to .367 field goal and .250 (6-for-24) 3-point shooting.

► OU led 40-29 at halftime but Northwestern State cut the margin to two (48-46) with 12:30 remaining. The Sooners responded with a 19-3 run to regain command.

► The Sooners committed a season-high 18 turnovers but outrebounded the Demons 38-30.

► Junior forward **Romero Osby** scored a career-high 18 points on 8-for-13 shooting and added 5 rebounds and 2 blocked shots.

► Junior guard **Steven Pledger** also netted 18 points (3-for-5 3-point shooting) and handed out 5 assists.

► Junior forward **Andrew Fitzgerald** scored 14 points on 5-for-9 shooting in only 17 minutes (foul trouble).

► Junior point guard **Sam Grooms** tallied 11 points (one shy of career high) on 5-for-7 shooting and added 4 assists in 23 minutes.

► Senior forward **C.J. Washington** came off the bench to supply 8 points, 5 rebounds and career highs of 3 blocks and 3 steals in just 14 minutes. He was 4-for-5 from the field.

AP Top 25 Poll

January 2

School	Record
1. Syracuse (60)	15-0
2. Kentucky (5)	13-1
3. North Carolina	13-2
4. Baylor	13-0
5. Duke	12-1
6. Ohio State	13-2
7. Missouri	13-0
8. Connecticut	12-1
9. Georgetown	12-1
10. Michigan State	13-2
11. Louisville	12-2
12. Indiana	13-1
13. Florida	11-3
14. Kansas	10-3
15. Mississippi State	13-2
16. Michigan	12-2
17. UNLV	15-2
18. Wisconsin	12-3
19. Murray State	14-0
20. Marquette	12-2
21. Virginia	12-1
22. Harvard	12-1
23. Kansas State	11-1
24. San Diego State	12-2
25. Gonzaga	11-2

ESPN/USA Today Top 25 Poll

January 2

School	Record
1. Syracuse (30)	15-0
2. Kentucky (1)	13-1
3. Duke	12-1
4. North Carolina	13-2
5. Baylor	13-0
6. Missouri	13-0
7. Ohio State	13-2
8. Connecticut	12-1
9. Georgetown	12-1
10. Louisville	12-2
11. Michigan State	13-2
12. Indiana	13-1
13. Michigan	12-2
14. Florida	11-3
15. Kansas	10-3
16. Mississippi State	13-2
17. UNLV	15-2
18. Murray State	14-0
19. Wisconsin	12-3
20. Marquette	12-2
21. Harvard	12-1
22. Kansas State	11-1
23. Virginia	12-1
24. Creighton	11-2
25. San Diego State	12-2

OU opponents and potential opponents in **bold****PREVIEWING MISSOURI**

► Ranked No. 7 and No. 6 in the AP and coaches' polls, 13-0 Missouri is one of four undefeated teams in the country and is off to its best start since the 1981-82 season when it began 19-0. The Tigers lead the country in field goal percentage (.517) and rank No. 3 nationally in scoring (86.2 ppg), No. 4 in steals (10.1 spg), No. 7 in free throw percentage (.766) and No. 13 in 3-point field goal percentage (.404). They are 8-0 at home (have won those contests by an average of 28.4 points) and have won 25 of their last 26 at Mizzou Arena.

► Missouri is led by the senior backcourt tandem of **Marcus Denmon** and **Kim English**. Denmon averages 18.7 points, 4.8 rebounds and 2.2 assists per game while shooting .500 from the field, .448 from 3-point range and .909 from the free throw line. He ranks third in the Big 12 in scoring and first in 3-pointers per game (3.0). English averages 15.4 points, 4.5 rebounds and 1.8 assists while shooting .528 from the field, .524 from 3-point range (ranks first nationally; minimum 2.5 makes per game) and .717 from the foul line.

► Senior forward **Ricardo Ratliffe** leads the country with his .761 field goal percentage, and averages 14.2 points and a team-high 7.2 rebounds per game. Despite his shooting success from the field, he owns a .576 free throw percentage.

► Sophomore point guard **Phil Pressey** averages 9.8 points and Big 12 highs of 6.0 assists and 2.3 steals per game. He also paces the league with his 2.8 assist-to-turnover ratio

► Junior guard **Michael Dixon** comes off the bench to average 12.5 points and 3.0 assists in 25.9 minutes a game. He is averaging 18.0 points over the last four contests. He ranks 12th in the country with his .912 season free throw percentage.

► Head coach **Frank Haith** is in his first year at Missouri after guiding Miami (Fla.) to a 129-101 (.561) record the last seven seasons.

OU-MISSOURI SERIES HISTORY

Oklahoma leads 112-95 in the all-time series with Missouri, but the Tigers hold a 60-29 advantage in Columbia. MU has won seven of the last 11 overall meetings since OU rattled off nine straight victories from 1998 to 2002 (the nine-game streak culminated with an NCAA Tournament Elite Eight win in San Jose, Calif.). The Sooners have lost five straight in Columbia by an average of 8.8 points. OU's last win there came in 2001 (63-61 at the Hearn Center) on **Jameel Heywood's** buzzer-beater.

LAST YEAR VS. THE TIGERS (BOX SCORE ON PAGE 11 OF THESE NOTES)

The Sooners committed 18 turnovers to Missouri's seven and dropped an 84-61 decision in Columbia last year in the teams' only meeting. Nine different Tigers scored at least six points, led by **Michael Dixon's** 16 and **Ricardo Ratliffe's** 13. **Cameron Clark** led OU in scoring with 16 points (added five rebounds) and was followed by **Tyler Neal's** 14 points (second-highest total of the season) and **Steven Pledger's** 10. Point guard **Carl Blair** contributed six points and team highs of nine rebounds and four assists.

SOONER TIP INS

► Oklahoma has recorded 39 dunks in its 12 games (3.3 average) and junior forward **Romero Osby** has 21 of them (54 percent).

► Osby has grabbed at least six rebounds in 10 of 12 games this year. In his 35 games at Mississippi State as a sophomore in 2009-10, Osby pulled down at least six boards on three occasions.

► Osby leads the team with five charges taken and is followed by **Andrew Fitzgerald** (four).

► Last year, **Steven Pledger** averaged 15.4 points in OU's wins and 7.4 points in its losses. This year, the junior guard is averaging 20.6 points in wins and 11.0 in defeats.

► Oklahoma and Texas are the only two Big 12 schools who have eight players each averaging at least 3.0 rebounds.

► OU's top three scorers at home are all shooting at least .500 from the field (.574 by Pledger, .541 by Fitzgerald, .526 by Osby).

UP NEXT

The Sooners play their Big 12 home opener against Kansas on Saturday at 1 p.m. CT. The game will be televised by ESPNU.

QUANTIFYING OU'S BASKETBALL TRADITION

► This is the 105th season of Oklahoma varsity basketball (the program's first game was Nov. 26, 1907).

► OU owns a 1,535-980 (.610) all-time record, ranking it 30th in NCAA Division I history in wins and 41st in winning percentage.

► Oklahoma has participated in four NCAA Final Fours (1939, 1947, 1988 and 2002) and in two NCAA championship games (it lost to Holy Cross in 1947 and to Kansas in 1988).

► OU has made 26 NCAA Tournament appearances and seven postseason NIT showings. Its has made 22 NCAA Tournament appearances over the last 29 years.

► Oklahoma has made 27 postseason appearances over the last 30 years (22 NCAA Tournaments and five NITs).

► The Sooners have won 14 regular season conference championships (most recently in 2005) and seven conference tournament titles (including the 2001, 2002 and 2003 Big 12 crowns).

► The Sooners posted the eighth best NCAA Division I winning percentage (.731) in the 1980s and the eighth best (.738) in the 2000s.

► Twenty different Sooners have earned All-America honors a total of 30 times. They have earned consensus first-team All-America acclaim nine times and consensus second-team honors on four occasions.

► **Wayman Tisdale** was a three-time consensus first-team All-American during his three seasons at OU (1983-85).

► Oklahoma players have earned first-team all-conference accolades a total of 73 times.

► The Sooners own a winning record against eight of the other nine members of the Big 12 Conference (Kansas is the only league program with a series lead against OU).

► OU has played its home games in four different venues: the OU Gymnasium (1907-1919), the R.O.T.C. Armory (1919-1928), the OU Field House (1928-75) and Lloyd Noble Center (1975-present).

PLAYER NOTES

1 SAM GROOMS (6-1, 203, JUNIOR, GUARD)

- ▶ Point guard who's averaging 7.3 points, 3.5 boards and 5.4 assists in 28.8 minutes a contest.
- ▶ Ranks third in Big 12 in assists and second in assist-to-turnover ratio (2.5).
- ▶ Registered 27 assists and 9 turnovers (3.0 ratio) during the last four games.
- ▶ Recorded 17 assists and 4 turnovers (4.3 ratio) in three 76 Classic games Nov. 24-27.
- ▶ Point guard who transferred from Chipola College in Florida.
- ▶ Rated as nation's third-best junior college player in 2010-11 by JucoRecruiting.com.
- ▶ Started 50 games in his two seasons at Chipola (averaged 11.1 points, 5.9 assists last year).

2 STEVEN PLEDGER (6-4, 222, JUNIOR, GUARD)

- ▶ Averaging 18.8 points (ranks No. 2 Big 12), 4.0 rebounds and 2.0 assists in 30.6 minutes.
- ▶ Averaging 20.8 points on .556 field goal and .515 3-point shooting over the last five games.
- ▶ Ranks first among Big 12 guards with his .550 field goal percentage.
- ▶ Ranks 12th nationally with his .484 3-point percentage (.526 last 7 games).
- ▶ Recorded first career double-double vs. Houston on Dec. 17 (31 points, 10 rebounds).
- ▶ Has five games of at least 20 points this year (had three all of last season).
- ▶ Averaging 24.6 points per 40 minutes (averaged 13.6 points per 40 minutes last year).
- ▶ Named to 76 Classic and All-College Classic all-tournament teams.
- ▶ Suspended for opener vs. Idaho State (impermissible participation in summer pro-am game).
- ▶ Averaged a team-high 15.4 points in OU's wins last year compared to 7.4 points in losses.
- ▶ Shot .416 from 3-point range at home last year and .284 away from home.
- ▶ Scored a career-high 38 points (career highs of 12 field goals, 7 treys and 7 free throw makes) in overtime win at Iowa State last season (scored 17 of team's final 21 points).

3 T.J. FRANKLIN (5-11, 175, SENIOR, GUARD)

- ▶ Averaging 3.1 minutes in his eight games this year (has 2 points and 2 assists).
- ▶ Played a career-high 9 minutes Dec. 2 vs. Sacramento State (2 points, 1 assist, 1 steal).
- ▶ A walk-on point guard who is the only fourth-year player on team.
- ▶ Played a total of 16 minutes last year (12 games) and scored four points.
- ▶ Helped North Crowley HS (Fort Worth, Texas) to 38-1 record and 2008 Class 5A state title.
- ▶ Voted by teammates as squad's hardest worker, best leader by example, most impressive in the weight room, fastest from baseline to baseline and best video game player.
- ▶ An information studies major at OU who graduated No. 7 in his high school class.

4 ANDREW FITZGERALD (6-8, 247, JUNIOR, FORWARD)

- ▶ Averaging 12.3 points to go along with 5.3 rebounds (ranks second on team) per game.
- ▶ Recorded a season-high 18-point effort two games ago at Cincinnati (added 9 rebounds).
- ▶ Averaging 15.0 points the last seven games after averaging 8.0 the first five.
- ▶ Shooting .529 from field the last seven outings after shooting .400 the first five.
- ▶ Averaged 7.3 boards in three 76 Classic games (tied for second most in tournament).
- ▶ OU's leading returning scorer (12.6) and rebounder (5.0) from last season. Also led team with his 21 blocked shots and 34 steals in an average of 30.8 minutes per game.
- ▶ An honorable mention All-Big 12 selection as a sophomore last season.
- ▶ Started all 32 games last year and scored at least 10 points 22 times (at least 20 four times).
- ▶ Arrived at OU in summer 2009 weighing 273 pounds but entered 2011-12 season at 247.

5 C.J. WASHINGTON (6-7, 230, SENIOR, FORWARD)

- ▶ Averaging 2.8 points and 4.0 rebounds in 10.3 minutes a game (DNP in season opener).
- ▶ Over last three games is averaging 4.3 points and 6.3 rebounds in 11.0 minutes per contest.
- ▶ Seven of his career-high 12 boards (in 13 min.) against South Carolina State were offensive.
- ▶ Leads team in rebounds per minute (40-minute projection is 15.6 boards).
- ▶ Handed out 3 assists vs. Coppin State in his first game of year (recorded 2 all of last season).
- ▶ Came off bench in each of his 31 games last year and averaged 2.5 points and 3.1 rebounds.
- ▶ A first-team junior college All-American at Connors State College (Warner, Okla.) in 2009-10 when he averaged 19.3 points, a school-record 13.0 rebounds and 1.8 block per game.
- ▶ Named the 2010 Region II Junior College Player of the Year and Region II Tournament MVP.
- ▶ Recorded 25 double-doubles in his 32 games (including a stretch of 14 straight).

13 JAMES FRASCHILLA (5-10, 142, FRESHMAN, GUARD)

- ▶ A walk-on point guard from Dallas, Texas, who has 2 points in his 5 appearances (6 minutes).
- ▶ Helped Highland Park HS to a 22-8 record last year and a District 10-4A championship.
- ▶ Averaged 5.9 points, 5.0 assists and 2.7 steals as a senior to earn all-district honors.
- ▶ Voted by teammates as the Sooner who would make the best college head coach.
- ▶ Son of ESPN analyst and former college head coach Fran Fraschilla.

14 CARL BLAIR (6-2, 205, JUNIOR, GUARD)

- ▶ Averaging 3.2 points and 2.8 assists in 15.1 min. a game (has come off bench last 11 games).
- ▶ Started season opener vs. Idaho State (season highs of 12 points, 6 rebounds, 5 assists).
- ▶ Shot .250 from 3-point range last year (14-for-56) but off to an 8-for-18 start this year (.444).
- ▶ Played in 30 of team's 32 games last year and made 25 starts (including last 22 contests).
- ▶ Averaged 7.5 points and team-high 4.7 assists in 27.6 minutes a game.
- ▶ Assists average ranked third in Big 12.
- ▶ Led Sooners in assists in 21 games, including nine of the last 10.
- ▶ Transfer from New Orleans who averaged 9.2 points, 4.4 rebounds and 3.7 assists in 2009-10.
- ▶ Recorded triple-double at New Orleans (13 points, 10 rebounds and 11 assists).

15 TYLER NEAL (6-7, 227, SOPHOMORE, FORWARD)

- ▶ Has come off the bench to average 6.5 points and 3.4 boards in 17.6 minutes an outing.
- ▶ Shooting .405 (15-for-37) from 3-point range and .850 (17-for-20) from free throw line.
- ▶ Recorded a career-high 18-point game vs. Arkansas Dec. 10 (career highs of 4 treys, 4 assists).
- ▶ Scored 14 points at Missouri last year in 18 minutes off the bench.
- ▶ Played in 26 of team's 32 games last year as a freshman and made six starts.
- ▶ Averaged 4.2 points and 2.3 rebounds in 12.5 minutes a game.
- ▶ One of team's better free throw shooters last year (.814).
- ▶ Earned state-player-of-the-year honors from Gatorade, the Oklahoma Coaches Association and The Oklahoman as a high school senior at Putnam City West.

21 CAMERON CLARK (6-6, 198, SOPHOMORE, GUARD)

- ▶ Has started all 44 games of his college career.
- ▶ Averaged 9.8 points through first 10 games but is averaging 2.0 last two (1-for-12 shooting).
- ▶ Held scoreless vs. Arkansas (Dec. 10) and at Cincinnati (Dec. 29).
- ▶ Ranked fourth on team in scoring (9.3 ppg) last year and third in rebounding (4.5 rpg).
- ▶ Ranked eighth in Big 12 (second among freshmen) with his 33.6 minutes per game.
- ▶ Scored in double figures 14 times and netted at least 25 points twice.
- ▶ Averaged 13.1 points in wins and 6.3 points in losses.
- ▶ Played at least 40 minutes on seven occasions.
- ▶ Ranked No. 32 as a high school senior by ESPN, No. 34 by Rivals.com and No. 39 by Scout.com.

24 ROMERO OSBY (6-8, 232, JUNIOR, FORWARD)

- ▶ Averaging 10.8 points and team-high 8.8 rebounds in 27.2 minutes a game.
- ▶ Ranks third in Big 12 in rebounding and first in offensive rebounding (3.2 per game).
- ▶ Ranks second in Big 12 with four double-doubles.
- ▶ Has grabbed 10+ rebounds in six of 12 outings (at least 6 boards in all but two games).
- ▶ Averaging 13.3 points and 11.7 rebounds the last three games.
- ▶ His 18 rebounds vs. S.C. State Dec. 21 tied as most by a Sooner in three seasons.
- ▶ Registered 17 points, 10 boards and four assists (all career highs at the time) in opener vs. Idaho State and followed with another double-double (11 points, 10 boards) vs. Coppin State.
- ▶ Sat out last season after transferring from Mississippi State University.
- ▶ Averaged 4.2 points and 2.6 rebounds in 12.8 minutes a game during his two seasons at MSU.
- ▶ Played in 35 of 36 games as a sophomore (three starts) and averaged 4.3 points and 2.6 boards.
- ▶ Rated No. 57 nationally by Rivals.com and No. 70 by Scout.com out of high school.

31 BARRY HONORÉ (6-7, 270, SENIOR, FORWARD)

- ▶ Averaging 1.2 points, 1.2 rebounds and 0.6 blocks in 5.3 minutes a game.
- ▶ Recorded OU career highs of 4 points, 4 boards and 2 assists Saturday vs. Northwestern State.
- ▶ A walk-on who transferred from Southern University and is one of three seniors on the team.
- ▶ Averaged 1.2 points and 1.0 rebound in 5.7 minutes a game last year (shot .632 from field).
- ▶ Named 2008 Southwestern Athletic Conference Freshman of the Year after averaging 8.8 points and 5.1 rebounds a game at Southern.
- ▶ Started 54 of his 60 games during his two-year career at Southern.

32 CASEY ARENT (6-10, 227, JUNIOR, CENTER)

- ▶ Averaging 2.2 points and 3.1 boards in 9.8 minutes per outing (has played in 10 games).
- ▶ Has 15 offensive rebounds and 16 defensive boards.
- ▶ Scored 4 points and tied a career high with 9 rebounds Dec. 21 vs. S.C. State (10 minutes).
- ▶ Rated as the nation's 22nd-best juco player last year by JucoRecruiting.com.
- ▶ Earned first-team All-Big 8 and first-team all-state honors as a sophomore last year at Sierra College in Rocklin, Calif.
- ▶ Averaged 19.1 points and 11.4 rebounds per game last season (17 double-doubles).

SEASON STATISTICS

#	Player	gp-gs	min	avg	Total		3-Point		F-Throw		Rebounds				pf	dq	a	to	blk	stl	pts	avg
					fg-fga	fg%	3fg-fga	3fg%	ft-fa	ft%	off	def	tot	avg								
02	Pledger, Steven	11-11	337	30.6	71-129	.550	31-64	.484	34-40	.850	19	25	44	4.0	22	0	22	20	2	13	207	18.8
11	Newell, Calvin	5-0	98	19.6	25-51	.490	10-26	.385	5-7	.714	3	5	8	1.6	4	0	4	4	0	3	65	13.0
04	Fitzgerald, Andrew	12-12	298	24.8	61-125	.488	0-0	.000	25-36	.694	30	34	64	5.3	33	0	4	11	9	8	147	12.3
24	Osby, Romero	12-12	326	27.2	50-106	.472	2-6	.333	28-39	.718	38	67	105	8.8	20	1	11	13	12	7	130	10.8
21	Clark, Cameron	12-12	297	24.8	41-106	.387	5-13	.385	15-25	.600	11	33	44	3.7	24	0	19	20	8	7	102	8.5
01	Grooms, Sam	12-12	346	28.8	26-73	.356	6-22	.273	29-42	.690	7	35	42	3.5	20	0	65	26	0	12	87	7.3
15	Neal, Tyler	12-0	211	17.6	23-53	.434	15-37	.405	17-20	.850	9	32	41	3.4	25	1	10	14	1	8	78	6.5
14	Blair, Carl	12-1	181	15.1	9-27	.333	8-18	.444	12-18	.667	5	16	21	1.8	20	0	34	28	1	12	38	3.2
05	Washington, C.J.	11-0	113	10.3	14-27	.519	0-0	.000	3-4	.750	16	28	44	4.0	8	0	5	3	6	3	31	2.8
32	Arent, Casey	10-0	98	9.8	9-24	.375	0-0	.000	4-4	1.000	15	16	31	3.1	18	0	1	12	2	4	22	2.2
31	Honore, Barry	12-0	64	5.3	5-10	.500	0-0	.000	4-6	.667	10	4	14	1.2	5	0	2	4	7	0	14	1.2
13	Fraschilla, James	5-0	6	1.2	1-2	.500	0-0	.000	0-0	.000	1	0	1	0.2	2	0	0	0	0	0	2	0.4
03	Franklin, T.J.	8-0	25	3.1	1-7	.143	0-2	.000	0-0	.000	1	2	3	0.4	3	0	2	4	0	2	2	0.3
Team											28	16	44					1				
Total.....		12	2400		336-740	.454	77-188	.410	176-241	.730	193	313	506	42.2	204	2	179	160	48	79	925	77.1
Opponents.....		12	2400		273-692	.395	84-272	.309	140-204	.686	139	242	381	31.8	228	8	164	178	30	71	770	64.2

TEAM STATISTICS	OU	OPP	Date	Opponent	Score	Att.
SCORING	925	770	11/11/11	IDAHO STATE	w 78-74	7622
Points per game	77.1	64.2	11/18/11	COPPIN STATE	w 92-65	7460
Scoring margin	+12.9	-	# 11/24/11	vs Washington State	w 74-59	1457
FIELD GOALS-ATT	336-740	273-692	# 11/25/11	vs Santa Clara	w 85-73	1777
Field goal pct	.454	.395	# 11/27/11	vs Saint Louis	L 63-83	2637
3 POINT FG-ATT	77-188	84-272	12/02/11	SACRAMENTO STATE	w 82-53	7460
3-point FG pct	.410	.309	12/08/11	ORAL ROBERTS	w 73-59	7699
3-pt FG made per game	6.4	7.0	12/10/11	ARKANSAS	w 78-63	9077
FREE THROWS-ATT	176-241	140-204	\$ 12/17/11	vs Houston	w 79-74	5303
Free throw pct	.730	.686	12/21/11	SOUTH CAROLINA STATE	w 83-48	8136
F-Throws made per game	14.7	11.7	% 12/29/11	vs Cincinnati	L 55-56	4439
REBOUNDS	506	381	12/31/11	NORTHWESTERN STATE	w 83-63	8532
Rebounds per game	42.2	31.8				
Rebounding margin	+10.4	-				
ASSISTS	179	164		# 76 Classic (Anaheim, Calif.)		
Assists per game	14.9	13.7		\$ All-College Classic (Oklahoma City, Okla.)		
TURNOVERS	160	178		% at U.S. Bank Arena (Cincinnati, Ohio)		
Turnovers per game	13.3	14.8				
Turnover margin	+1.5	-				
Assist/turnover ratio	1.1	0.9				
STEALS	79	71				
Steals per game	6.6	5.9				
BLOCKS	48	30				
Blocks per game	4.0	2.5				
ATTENDANCE	55986	15613				
Home games-Avg/Game	7-7998	0-0				
Neutral site-Avg/Game	-	5-3123				

Score by Periods	1st	2nd	Totals
Oklahoma	442	483	925
Opponents	338	432	770

SEASON RESULTS

Date	Opponent	Score	W/L	Attend.	Points Leader	Rebounds Leader	Assists Leader
11/11	Idaho State	78-74	W	7,622	Newell 19	Osby 10	Grooms 8
11/18	Coppin State	92-65	W	7,460	Pledger 20	Osby 10	Blair, Clark 4
11/24	vs. Washington State #	74-59	W	1,457	Newell 18	Fitzgerald 7	Grooms 10
11/25	vs. Santa Clara #	85-73	W	1,777	Pledger 26	Fitzgerald 13	Grooms 6
11/27	vs. Saint Louis #	63-83	L	2,637	Clark, Osby 14	Clark, Osby 6	Pledger 2
12/2	Sacramento State	82-53	W	7,460	Clark 18	Blair 5	Pledger 5
12/8	Oral Roberts	73-59	W	7,699	Pledger 17	Clark 8	Grooms 5
12/10	Arkansas	78-36	W	9,077	Pledger 22	Fitzgerald 8	Neal 4
12/17	vs. Houston \$	79-74	W	5,303	Pledger 31	Osby, Pledger 10	Grooms 8
12/21	South Carolina State	83-48	W	8,136	Pledger 22	Osby 18	Grooms 6
12/29	at Cincinnati %	55-56	L	4,439	Fitzgerald 18	Osby 12	Grooms 9
12/31	Northwestern State	83-63	W	8,532	Osby, Pledger 18	Clark 9	Blair 6
1/3	at Missouri (7)						
1/7	Kansas (14)						
1/9	at Oklahoma State						
1/14	Kansas State						
1/17	Texas Tech						
1/21	at Texas A&M						
1/24	Baylor						
1/28	at Kansas State						
2/1	at Kansas						
2/4	Iowa State						
2/6	Missouri						
2/11	at Texas Tech						
2/14	Texas						
2/18	at Iowa State						
2/22	Oklahoma State						
2/25	at Baylor						
2/29	at Texas						
3/3	Texas A&M						

Associated Press rankings in parentheses

76 Classic (Anaheim, Calif.)

\$ All-College Classic (Oklahoma City, Okla.)

% at U.S. Bank Arena

Record Summary	Overall	Home	Away	Neutral
All Games	10-2	7-0	0-1	3-1
Big 12 Games	0-0	0-0	0-0	0-0
Non-Conference Games	10-2	7-0	0-1	3-1

POINTS-REBOUNDS-ASSISTS

Date	Opponent	1 GROOMS	2 PLEDGER	3 FRANKLIN	4 FTZGERLD	5 WASHGTON	11 NEWELL	13 FRASCH.	14 BLAIR	15 NEAL	21 CLARK	24 OSBY	31 HONORÉ	32 ARENT
11/11	Idaho State	<u>11-6-8</u>	DNP	0-0-0	<u>7-1-0</u>	DNP	19-2-0	DNP	<u>12-6-5</u>	4-7-1	<u>2-3-0</u>	<u>17-10-4</u>	2-0-0	4-1-0
11/18	Coppin State	<u>4-4-1</u>	<u>20-2-3</u>	0-0-0	<u>10-8-0</u>	6-8-3	14-2-1	0-0-0	6-0-4	9-3-1	<u>4-4-4</u>	<u>11-10-0</u>	2-3-0	6-9-1
11/24	vs. Washington State #	<u>9-1-10</u>	<u>14-2-0</u>	0-0-1	<u>9-7-0</u>	0-2-0	18-1-3	DNP	0-0-0	2-3-0	<u>11-2-1</u>	<u>9-6-0</u>	0-0-0	2-3-0
11/25	vs. Santa Clara #	<u>12-5-6</u>	<u>26-7-0</u>	DNP	<u>12-13-0</u>	0-4-0	8-2-0	DNP	2-0-2	3-2-0	<u>11-2-1</u>	<u>9-10-1</u>	0-0-0	2-2-0
11/27	vs. Saint Louis #	<u>0-2-1</u>	<u>11-3-2</u>	DNP	<u>4-2-0</u>	2-2-0	6-1-0	DNP	3-1-1	7-1-0	<u>14-6-1</u>	<u>14-6-0</u>	0-0-0	2-1-0
12/2	Sacramento State	<u>9-4-4</u>	<u>15-1-5</u>	2-0-1	<u>13-4-1</u>	2-1-1	**	DNP	5-5-3	8-3-1	<u>18-3-3</u>	<u>8-4-3</u>	2-1-0	0-3-0
12/8	Oral Roberts	<u>2-4-5</u>	<u>17-3-3</u>	0-0-0	<u>16-3-0</u>	8-6-1	**	0-0-0	2-0-3	5-3-1	<u>16-8-2</u>	<u>7-7-0</u>	0-0-0	0-2-0
12/10	Arkansas	<u>6-3-3</u>	<u>22-3-2</u>	0-1-0	<u>17-8-0</u>	0-2-0	**	0-0-0	3-2-2	18-5-4	<u>0-1-3</u>	<u>10-7-2</u>	2-3-0	0-0-0
12/17	vs. Houston \$	<u>10-2-8</u>	<u>31-10-0</u>	DNP	<u>10-6-2</u>	0-0-0	**	DNP	0-2-2	9-6-1	<u>14-2-0</u>	<u>5-10-0</u>	0-0-0	DNP
12/21	South Carolina State	<u>7-3-6</u>	<u>22-5-1</u>	0-1-1	<u>17-2-0</u>	5-12-0	**	2-1-0	3-2-5	3-2-1	<u>8-2-1</u>	<u>10-18-1</u>	2-2-0	4-9-0
12/29	at Cincinnati %	<u>6-5-9</u>	<u>11-6-1</u>	DNP	<u>18-9-1</u>	0-2-0	**	DNP	0-1-1	8-5-0	<u>0-2-3</u>	<u>12-12-0</u>	0-1-0	DNP
12/31	Northwestern State	<u>11-3-4</u>	<u>18-2-5</u>	0-0-0	<u>14-1-0</u>	8-5-0	**	0-0-0	2-2-6	2-1-0	<u>4-9-0</u>	<u>18-5-0</u>	4-4-2	2-1-0
1/3	at Missouri (7)													
1/7	Kansas (14)													
1/9	at Oklahoma State													
1/14	Kansas State													
1/17	Texas Tech													
1/21	at Texas A&M													
1/24	Baylor													
1/28	at Kansas State													
2/1	at Kansas													
2/4	Iowa State													
2/6	Missouri													
2/11	at Texas Tech													
2/14	Texas													
2/18	at Iowa State													
2/22	Oklahoma State													
2/25	at Baylor													
2/29	at Texas													
3/3	Texas A&M													

Associated Press rankings in parentheses

76 Classic (Anaheim, Calif.)

\$ All-College Classic (Oklahoma City, Okla.)

% at U.S. Bank Arena

** Left team

MISCELLANEOUS STATS

Dunks

Romero Osby.....	21
Cameron Clark.....	8
Andrew Fitzgerald.....	3
Tyler Neal.....	2
Steven Pledger.....	2
Casey Arent.....	1
Calvin Newell.....	1
C.J. Washington.....	1

Charges Taken

Romero Osby.....	5
Andrew Fitzgerald.....	4
Casey Arent.....	2
Tyler Neal.....	2
Steven Pledger.....	2
Carl Blair.....	1
Cameron Clark.....	1
T.J. Franklin.....	1
C.J. Washington.....	1

GAME-BY-GAME TEAM STATS

	FG-A	Pct.	3FG-A	Pct.	FT-A	Pct.	O/D/T	PF	A	TO	B	S	1	2	TP
Idaho State at Oklahoma	28-60 23-63	.467 .365	7-24 8-23	.292 .348	11-17 24-33	.647 .727	12/25/37 18/23/41	30 20	22 18	20 15	0 6	7 8	34 31	40 47	74 78
Coppin State at Oklahoma	20-55 36-79	.364 .456	9-33 10-24	.273 .417	16-27 10-13	.593 .769	10/17/27 28/33/61	14 21	13 18	15 15	2 5	8 5	23 42	42 50	65 92
Oklahoma # vs. Washington State #	27-60 22-52	.450 .423	9-20 7-17	.450 .412	11-18 8-11	.611 .727	13/19/32 13/22/35	14 18	14 12	11 22	3 3	7 5	38 40	36 19	74 59
Santa Clara # at Oklahoma #	24-68 28-60	.353 .467	14-33 5-16	.424 .313	11-13 24-32	.846 .750	12/21/33 15/34/49	24 18	17 10	9 11	2 4	4 1	19 42	54 43	73 85
Saint Louis # vs. Oklahoma #	29-48 25-60	.604 .417	9-17 3-10	.529 .300	16-20 10-15	.800 .667	5/24/29 15/16/31	17 22	19 5	11 12	1 1	1 5	39 30	44 33	83 63
Sacramento State at Oklahoma	19-43 31-54	.442 .574	6-11 11-20	.545 .550	9-14 9-12	.643 .750	7/16/23 9/20/29	14 11	13 22	22 12	1 6	7 16	25 45	28 37	53 82
Oral Roberts at Oklahoma	22-60 27-54	.367 .500	1-15 3-7	.067 .429	14-19 16-20	.737 .800	16/15/31 14/24/38	18 19	11 15	12 15	3 3	9 7	24 34	35 39	59 73
Arkansas at Oklahoma	20-58 26-50	.345 .520	7-27 8-16	.259 .500	16-20 18-23	.800 .783	12/14/26 11/27/38	20 16	11 16	13 17	5 4	7 6	15 37	38 41	63 78
Houston \$ vs. Oklahoma \$	30-68 27-64	.441 .422	9-25 6-10	.360 .600	5-7 19-24	.714 .792	18/19/37 19/21/40	21 12	14 13	13 9	2 2	2 7	37 40	37 39	74 79
South Carolina State at Oklahoma	20-59 32-81	.339 .395	2-16 6-21	.125 .286	6-17 13-20	.353 .650	8/28/36 26/37/63	18 16	10 16	15 8	5 5	6 8	39 24	44 24	83 48
Oklahoma % at Cincinnati %	23-60 17-61	.383 .279	5-16 7-30	.313 .233	4-9 15-20	.444 .750	14/32/46 13/24/37	17 15	15 11	17 8	2 3	4 8	24 19	31 37	55 56
Northwestern State at Oklahoma	22-60 31-55	.367 .564	6-24 3-5	.250 .600	13-19 18-22	.684 .818	13/17/30 11/27/38	19 18	11 17	18 18	3 7	7 5	29 40	34 43	63 83
Oklahoma at Missouri (7)															
Kansas (14) at Oklahoma															
Oklahoma at Oklahoma State															
Kansas State at Oklahoma															
Texas Tech at Oklahoma															
Oklahoma at Texas A&M															
Baylor at Oklahoma															
Oklahoma at Kansas State															
Oklahoma at Kansas															
Iowa State at Oklahoma															
Missouri at Oklahoma															
Oklahoma at Texas Tech															
Texas at Oklahoma															
Oklahoma at Iowa State															
Oklahoma State at Oklahoma															
Oklahoma at Baylor															
Oklahoma at Texas															
Texas A&M at Oklahoma															

Associated Press rankings in parentheses

76 Classic (Anaheim, Calif.)

\$ All-College Classic (Oklahoma City, Okla.)

% at U.S. Bank Arena

INDIVIDUAL HIGHS

OKLAHOMA HIGHS

Points	31, Steven Pledger vs. Houston (12/17)
Field Goals	10, Steven Pledger vs. Houston (12/17) 10, Steven Pledger vs. Santa Clara (11/25)
Field Goal Attempts	17, Andrew Fitzgerald vs. Oral Roberts (12/8)
Field Goal Pct. (min. 7 made)	.769 (10-for-13), Steven Pledger vs. Houston (12/17)
3-Point Field Goals	4, Steven Pledger vs. Houston (12/17) 4, Tyler Neal vs. Arkansas (12/10) 4, Steven Pledger vs. Santa Clara (11/25) 4, Calvin Newell vs. Washington State (11/24) 4, Calvin Newell vs. Idaho State (11/11)
3-Point Field Goal Attempts	11, Calvin Newell vs. Idaho State (11/11)
3-Point Field Goal Pct. (min. 4 made)	.800 (4-for-5), Steven Pledger vs. Houston (12/17)
Free Throws	8, Sam Grooms vs. Santa Clara (11/25)
Free Throw Attempts	12, Sam Grooms vs. Santa Clara (11/25)
Free Throw Pct.	1.000 (7-for-7), Steven Pledger vs. Houston (12/17)
Rebounds	18, Romero Osby vs. South Carolina State (12/21)
Assists	10, Sam Grooms vs. Washington State (11/24)
Turnovers	6, Steven Pledger vs. Cincinnati (12/29)
Blocked Shots	3, C.J. Washington vs. Northwestern State (12/31) 3, Cameron Clark vs. Sacramento State (12/2)
Steals	3, C.J. Washington vs. Northwestern State (12/31) 3, Romero Osby vs. South Carolina State (12/21) 3, Andrew Fitzgerald vs. Sacramento State (12/2) 3, Sam Grooms vs. Sacramento State (12/2) 3, Steven Pledger vs. Sacramento State (12/2) 3, Steven Pledger vs. Washington State (11/24)

OPPONENT HIGHS

Points	27, Evan Rocquemoire, Santa Clara (11/25)
Field Goals	9, BJ Young, Arkansas (12/10) 9, Brian Conklin, Saint Louis (11/27)
Field Goal Attempts	19, Kevin Foster, Santa Clara (11/25)
Field Goal Pct. (min. 7 made)	.818 (9-for-11), Brian Conklin, Saint Louis (11/27)
3-Point Field Goals	7, Evan Rocquemoire, Santa Clara (11/25)
3-Point Field Goal Attempts	11, Sean Kilpatrick, Cincinnati (12/29) 11, Evan Rocquemoire, Santa Clara (11/25)
3-Point Field Goal Pct. (min. 4 made)	.800 (4-for-5), Cody Ellis, Saint Louis (11/27)
Free Throws	8, Rickey Scott, Arkansas (12/10)
Free Throw Attempts	10, Rickey Scott, Arkansas (12/10) 10, Tony Gallo vs. Coppin State (11/18)
Free Throw Pct.	1.000 (7-for-7), Brian Conklin, Saint Louis (11/27)
Rebounds	10, Sean Kilpatrick, Cincinnati (12/29)
Assists	10, Evan Rocquemoire, Santa Clara (11/25)
Turnovers	7, Dylan Garrity, Sacramento State (12/2)
Blocked Shots	4, Omar Sanders, South Carolina State (12/21) 4, Hunter Mickelson, Arkansas (12/10)
Steals	3, six players

OKLAHOMA'S TOP INDIVIDUAL PERFORMANCES

POINTS

31.....	Steven Pledger vs. Houston (12/17)
26.....	Steven Pledger vs. Santa Clara (11/25)
22.....	Steven Pledger vs. South Carolina State (12/21)
22.....	Steven Pledger vs. Arkansas (12/10)
20.....	Steven Pledger vs. Coppin State (11/18)
19.....	Calvin Newell vs. Idaho State (11/11)
18.....	Romero Osby vs. Northwestern State (12/31)
18.....	Steven Pledger vs. Northwestern State (12/31)
18.....	Andrew Fitzgerald vs. Cincinnati (12/29)
18.....	Tyler Neal vs. Arkansas (12/10)
18.....	Cameron Clark vs. Sacramento State (12/2)
18.....	Calvin Newell vs. Washington State (11/24)

REBOUNDS

18.....	Romero Osby vs. South Carolina State (12/21)
13.....	Andrew Fitzgerald vs. Santa Clara (11/25)
12.....	Romero Osby vs. Cincinnati (12/29)
12.....	C.J. Washington vs. South Carolina State (12/21)
10.....	Romero Osby vs. Houston (12/17)
10.....	Steven Pledger vs. Houston (12/17)
10.....	Romero Osby vs. Santa Clara (11/25)
10.....	Romero Osby vs. Coppin State (11/18)
10.....	Romero Osby vs. Idaho State (11/11)

ASSISTS

10.....	Sam Grooms vs. Washington State (11/24)
9.....	Sam Grooms vs. Cincinnati (12/29)
8.....	Sam Grooms vs. Houston (12/17)
8.....	Sam Grooms vs. Idaho State (11/11)
6.....	Carl Blair vs. Northwestern State (12/31)
6.....	Sam Grooms vs. South Carolina State (12/21)
6.....	Sam Grooms vs. Santa Clara (11/25)

BLOCKED SHOTS

3.....	C.J. Washington vs. Northwestern State (12/31)
3.....	Cameron Clark vs. Sacramento State (12/2)

STEALS

3.....	C.J. Washington vs. Northwestern State (12/31)
3.....	Romero Osby vs. South Carolina State (12/21)
3.....	Andrew Fitzgerald vs. Sacramento State (12/2)
3.....	Sam Grooms vs. Sacramento State (12/2)
3.....	Steven Pledger vs. Sacramento State (12/2)
3.....	Steven Pledger vs. Washington State (11/24)

3-POINT FIELD GOALS

4.....	Steven Pledger vs. South Carolina State (12/21)
4.....	Steven Pledger vs. Houston (12/17)
4.....	Tyler Neal vs. Arkansas (12/10)
4.....	Steven Pledger vs. Santa Clara (11/25)
4.....	Calvin Newell vs. Washington State (11/24)
4.....	Calvin Newell vs. Idaho State (11/11)

SATURDAY vs. N'WESTERN STATE

Official Basketball Box Score -- Game Totals -- Final Statistics
Northwestern State vs Oklahoma
12/31/11 2 p.m. CT at Norman, Okla. (Lloyd Noble Center)

Northwestern State 63 • 7-7

#	Player	Total		3-Ptr		Rebounds			PF	TP	A	TO	Blk	Stl	Min
		FG-FGA	FG-FGA	FT-FTA	Off Def Tot	PF	TP	A							
33	Hulbin, James	f	6-12	2-4	4-4	2 2 4	3	18	0	1	0	0	0	0	31
34	Roberson, Gary	f	4-8	2-3	1-2	2 4 6	2	11	0	2	0	2	0	2	30
42	Mosley, William	c	4-6	0-0	2-5	1 4 5	4	10	1	1	2	1	2	1	28
00	Davis, Shamir	g	4-12	0-4	5-6	2 3 5	1	13	4	4	0	0	0	0	39
22	Ellis, Louis	g	2-14	1-9	0-0	1 0 1	1	5	2	5	0	3	2	8	28
01	Jacobs, Demetrice		2-5	1-2	1-2	1 0 1	2	6	1	4	0	1	1	1	16
10	Robinson, Patrick		0-1	0-0	0 1 1	1	1	0	3	0	0	0	0	0	8
35	Evans, O.J.		0-0	0-0	0 0 1	1	2	0	0	0	0	0	0	0	6
40	Frazier, Marvin		0-0	0-0	0 0 0	0	0	0	0	0	0	0	0	0	3
44	Stewart, Gary		0-2	0-1	0-0	0 0 0	3	0	0	1	0	1	0	1	11
Team					4 2 6			1							
Totals			22-60	6-24	13-19	13 17 30	19	63	11	18	3	7	200		
FG % 1st Half: 10-31		32.3%	2nd half: 12-29		41.4%	Game: 22-60		36.7%	Deadball		Rebounds				
3FG % 1st Half: 1-12		8.3%	2nd half: 5-12		41.7%	Game: 6-24		25.0%							
FT % 1st Half: 8-11		72.7%	2nd half: 5-8		62.5%	Game: 13-19		68.4%							

Oklahoma 83 • 10-2

#	Player	Total		3-Ptr		Rebounds			PF	TP	A	TO	Blk	Stl	Min
		FG-FGA	FG-FGA	FT-FTA	Off Def Tot	PF	TP	A							
04	Fitzgerald, Andrew	f	5-9	0-0	4-4	1 0 1	4	14	0	2	0	0	0	0	17
24	Osby, Romero	f	8-13	0-0	2-2	0 5 5	1	18	0	0	2	0	0	0	31
01	Grooms, Sam	g	5-7	0-0	1-1	0 3 3	1	11	4	3	0	1	23		
02	Pledger, Steven	g	6-11	3-5	3-4	1 1 2	0	18	5	2	1	0	33		
21	Clark, Cameron	g	1-5	0-0	2-2	1 8 9	3	4	0	3	0	0	30		
03	Franklin, T.J.		0-1	0-0	0 0 0	0 0 0	0	0	0	1	0	0	1		
05	Washington, C.J.		4-5	0-0	0-0	2 3 5	0	8	0	0	3	3	14		
13	Fraschilla, James		0-0	0-0	0 0 0	0 0 0	0	0	0	0	0	0	1		
14	Blair, Carl		0-1	0-0	2-3	0 2 2	3	2	6	3	1	1	17		
15	Neal, Tyler		1-1	0-0	0-0	0 1 1	2	2	0	3	0	0	14		
31	Honore, Barry		1-2	0-0	2-4	3 1 4	1	4	2	1	0	0	12		
32	Arent, Casey		0-0	0-0	2-2	0 1 1	3	2	0	0	0	0	7		
Team					3 2 5										
Totals			31-55	3-5	18-22	11 27 38	18	83	17	18	7	5	200		
FG % 1st Half: 16-28		57.1%	2nd half: 15-27		55.6%	Game: 31-55		56.4%	Deadball		Rebounds				
3FG % 1st Half: 1-3		33.3%	2nd half: 2-2		100.0%	Game: 3-5		60.0%							
FT % 1st Half: 7-8		87.5%	2nd half: 11-14		78.6%	Game: 18-22		81.8%							

Officials: Terry Moore, Bert Smith, Kevin Mathis
Technical fouls: Northwestern State-None. Oklahoma-None.
Attendance: 8532
Estimated attendance: 5024

Score by periods	1st	2nd	Total
Northwestern State	29	34	63
Oklahoma	40	43	83

Last FG - NWLA 2nd-01:51, OU 2nd-00:00.
Largest lead - NWLA None, OU by 20 2nd-00:00.

Points	In	Off	2nd	Fast	Bench
NWLA	30	16	17	4	6
OU	44	19	9	11	18

Score tied - 1 time.
Lead changed - 0 times.

LAST YEAR AT MISSOURI

Official Basketball Box Score -- Game Totals -- Final Statistics
Oklahoma vs Missouri
02-12-11 12:47 p.m. at Columbia, Mo. (Mizzou Arena)

Oklahoma 61 • 12-12, 4-6

#	Player	Total		3-Ptr		Rebounds			PF	TP	A	TO	Blk	Stl	Min
		FG-FGA	FG-FGA	FT-FTA	Off Def Tot	PF	TP	A							
04	Fitzgerald, Andrew	f	3-7	0-0	2-2	2 0 2	4	8	0	2	0	0	0	0	23
21	Clark, Cameron	f	7-13	1-1	1-1	1 4 5	3	16	2	2	0	0	0	0	36
02	Pledger, Steven	g	4-12	2-7	0-0	0 1 1	2	10	0	2	0	0	0	0	35
14	Blair, Carl	g	3-7	0-1	0-0	2 7 9	5	6	4	4	0	1	30		
24	Davis, Cade	g	2-8	0-5	1-1	0 5 5	0	5	2	2	1	2	30		
03	Franklin, T.J.		0-0	0-0	0 0 0	0 0 0	0	0	0	0	0	0	1		
05	Washington, C.J.		0-0	0-0	0 0 0	0 1 1	2	0	0	0	0	0	12		
11	Newell, Calvin		0-0	0-0	0 0 0	0 1 1	0	0	1	2	0	0	9		
15	Neal, Tyler		4-8	2-3	4-6	3 1 4	0	14	1	3	0	0	18		
31	Honore, Barry		1-1	0-0	0-0	1 1 2	1	2	0	0	0	0	6		
Team					1 0 1			1							
Totals			24-56	5-17	8-10	10 21 31	17	61	10	18	1	3	200		
FG % 1st Half: 12-25		48.0%	2nd half: 12-31		38.7%	Game: 24-56		42.9%	Deadball		Rebounds				
3FG % 1st Half: 4-11		36.4%	2nd half: 1-6		16.7%	Game: 5-17		29.4%							
FT % 1st Half: 3-5		60.0%	2nd half: 5-5		100.0%	Game: 8-10		80.0%							

Missouri 84 • 19-6, 5-5

#	Player	Total		3-Ptr		Rebounds			PF	TP	A	TO	Blk	Stl	Min
		FG-FGA	FG-FGA	FT-FTA	Off Def Tot	PF	TP	A							
10	RATLIFF, Ricardo	f	4-8	0-1	5-6	1 1 2	3	13	0	0	0	0	0	0	19
21	BOWERS, Laurence	f	4-8	0-0	0-0	4 5 9	1	8	2	0	1	1	27		
01	PRESSEY, Phil	g	2-4	2-3	0-0	1 1 2	0	6	3	2	0	3	23		
12	DENMON, Marcus	g	3-5	1-2	2-2	0 2 2	0	9	1	1	0	1	14		
24	ENGLISH, Kim	g	2-10	0-3	2-2	0 3 3	0	6	1	0	0	0	22		
02	KREKLOW, Ricky		3-4	1-2	0-0	0 1 1	2	7	2	0	0	1	14		
03	PRESSEY, Matt		0-3	0-1	2-2	1 1 2	2	5	1	0	2	2	22		
11	DIXON, Michael		4-9	3-6	5-6	0 4 4	1	16	1	2	0	1	22		
23	SAFFORD, Justin		5-8	0-0	1-2	4 2 6	1	11	0	0	0	0	22		
25	SUTTON, Jarrett		0-0	0-0	0 0 0	0 0 0	0	0	1	0	0	0	1		
32	MOORE, Steve		3-4	0-1	0-0	2 1 3	2	6	1	1	1	0	14		
Team					1 1 2										
Totals			30-63	7-19	17-20	14 22 36	12	84	17	7	2	9	200		
FG % 1st Half: 15-35		42.9%	2nd half: 15-28		53.6%	Game: 30-63		47.6%	Deadball		Rebounds				
3FG % 1st Half: 4-10		40.0%	2nd half: 3-9		33.3%	Game: 7-19		36.8%							
FT % 1st Half: 3-4		75.0%	2nd half: 14-16		87.5%	Game: 17-20		85.0%							


Officials: John Higgins, Terry Moore, Andrew Walton
Technical fouls: Oklahoma-None. Missouri-None.
Attendance: 14265

Score by periods	1st	2nd	Total
Oklahoma	31	30	61
Missouri	37	47	84

Last FG - OU 2nd-02:02, MU 2nd-00:31.
Largest lead - OU by 7 1st-12:20, MU by 24 2nd-04:10.

Points	In	Off	2nd	Fast	Bench
OU	20	7	8	0	16
MU	38	24	12	14	42

Score tied - 2 times.
Lead changed - 2 times.



1 SAM GROOMS

6-1, 203, JUNIOR, GUARD
GREENSBORO, N.C.
(CHIPOLA JUNIOR COLLEGE [FLA.])

PTS	REB	AST	MIN
7.3	3.5	5.4	28.8

GROOMS GAME BY GAME IN 2011-12

Date	Opponent	MIN	FG	3FG	FT	O-D-T	PF	A	TO	B	S	TP
N11	Idaho State	*37	2-10	0-2	7-8	3-3-6	3	8	2	0	2	11
N18	Coppin State	*23	1-6	0-3	2-4	2-2-4	2	1	3	0	0	4
N24	vs. Washington State	*33	3-6	1-1	2-4	1-0-1	2	10	1	0	1	9
N25	vs. Santa Clara	*27	2-6	0-3	8-12	0-5-5	1	6	1	0	0	12
N27	vs. Saint Louis	*24	0-1	0-0	0-0	0-2-2	4	1	2	0	0	0
D2	Sacramento State	*28	3-5	2-2	1-2	0-4-4	0	4	1	0	3	9
D8	Oral Roberts	*29	0-3	0-1	2-2	0-4-4	2	5	4	0	2	2
D10	Arkansas	*34	2-5	1-2	1-2	0-3-3	0	3	3	0	1	6
D17	vs. Houston	*38	3-8	1-1	3-4	0-2-2	0	8	0	0	0	10
D21	South Carolina State	*18	2-6	1-5	2-2	0-3-3	3	6	1	0	1	7
D29	at Cincinnati	*32	3-10	0-2	0-1	1-4-5	2	9	5	0	1	6
D31	Northwestern State	*23	5-7	0-0	1-1	0-3-3	1	4	3	0	1	11
J3	at Missouri (7)											
J7	Kansas (14)											
J9	at Oklahoma State											
J14	Kansas State											
J17	Texas Tech											
J21	at Texas A&M											
J24	Baylor											
J28	at Kansas State											
F1	at Kansas											
F4	Iowa State											
F6	Missouri											
F11	at Texas Tech											
F14	Texas											
F18	at Iowa State											
F22	Oklahoma State											
F25	at Baylor											
F29	at Texas											
M3	Texas A&M											

* Starter

GROOMS' CAREER HIGHS

Points	12 vs. Santa Clara (11/25/11)
Field Goals	3 (three times)
Field Goal Attempts	10 (twice)
3-Point Field Goals	2 vs. Sacramento State (12/2/11)
3-Point Field Goal Attempts	3 (twice)
Free Throws Made	8 vs. Santa Clara (11/25/11)
Free Throw Attempts	12 vs. Santa Clara (11/25/11)
Rebounds	6 vs. Idaho State (11/11/11)
Assists	10 vs. Washington State (11/24/11)
Blocked Shots	None
Steals	3 vs. Sacramento State (12/2/11)
Minutes Played	38 vs. Houston (12/17/11)



2 STEVEN PLEDGER

6-4, 222, JUNIOR, GUARD
CHESAPEAKE, VA.
(ATLANTIC SHORES CHRISTIAN SCHOOL)

PTS	REB	FG%	MIN
18.8	4.0	.550	30.6

PLEDGER GAME BY GAME IN 2011-12

Date	Opponent	MIN	FG	3FG	FT	O-D-T	PF	A	TO	B	S	TP
N11	Idaho State					DNP						
N18	Coppin State	*20	8-14	3-8	1-1	1-1-2	3	3	0	0	0	20
N24	vs. Washington State	*25	4-8	3-6	3-3	1-1-2	3	0	1	0	3	14
N25	vs. Santa Clara	*31	10-15	4-8	2-4	3-4-7	1	0	1	0	0	26
N27	vs. Saint Louis	*35	4-13	1-4	2-3	0-3-3	4	2	2	0	1	11
D2	Sacramento State	*21	4-5	3-3	4-4	1-0-1	3	5	0	0	3	15
D8	Oral Roberts	*31	6-11	0-2	5-5	1-2-3	1	3	2	0	2	17
D10	Arkansas	*36	9-12	3-5	1-3	2-1-3	2	2	5	0	2	22
D17	vs. Houston	*37	10-13	4-5	7-7	4-6-10	1	0	1	0	2	31
D21	South Carolina State	*30	6-15	4-10	6-6	2-3-5	1	1	0	1	0	22
D29	at Cincinnati	*38	4-12	3-8	0-0	3-3-6	3	1	6	0	0	11
D31	Northwestern State	*33	6-11	3-5	3-4	1-1-2	0	5	2	1	0	18
J3	at Missouri (7)											
J7	Kansas (14)											
J9	at Oklahoma State											
J14	Kansas State											
J17	Texas Tech											
J21	at Texas A&M											
J24	Baylor											
J28	at Kansas State											
F1	at Kansas											
F4	Iowa State											
F6	Missouri											
F11	at Texas Tech											
F14	Texas											
F18	at Iowa State											
F22	Oklahoma State											
F25	at Baylor											
F29	at Texas											
M3	Texas A&M											

* Starter

PLEDGER'S CAREER HIGHS

Points	38 vs. Iowa State (1/29/11)
Field Goals	12 vs. Iowa State (1/29/11)
Field Goal Attempts	20 vs. Iowa State (1/29/11)
3-Point Field Goals	7 vs. Iowa State (1/29/11)
3-Point Field Goal Attempts	14 vs. Houston (11/26/09)
Free Throws Made	7 vs. Iowa State (1/29/11)
Free Throw Attempts	8 (twice)
Rebounds	10 vs. Houston (12/17/11)
Assists	6 (twice)
Blocked Shots	2 (twice)
Steals	3 (six times)
Minutes Played	44 vs. Iowa State (1/29/11)



3 T.J. FRANKLIN

5-11, 175, SENIOR, GUARD
FORT WORTH, TEXAS
(NORTH CROWLEY HS)

PTS	REB	AST	MIN
0.3	0.4	0.3	3.1

FRANKLIN GAME BY GAME IN 2011-12

Date	Opponent	MIN	FG	3FG	FT	O-D-T	PF	A	TO	B	S	TP
N11	Idaho State	+0	0-0	0-0	0-0	0-0-0	0	0	0	0	0	0
N18	Coppin State	7	0-0	0-0	0-0	0-0-0	2	0	1	0	1	0
N24	vs. Washington State	1	0-1	0-0	0-0	0-1-1	0	0	0	0	0	0
N25	vs. Santa Clara					DNP						
N27	vs. Saint Louis					DNP						
D2	Sacramento State	9	1-3	0-2	0-0	0-0-0	0	1	1	0	1	2
D8	Oral Roberts	0+	0-0	0-0	0-0	0-0-0	0	0	0	0	0	0
D10	Arkansas	1	0-0	0-0	0-0	0-1-1	0	0	0	0	0	0
D17	vs. Houston					DNP						
D21	South Carolina State	6	0-2	0-0	0-0	1-0-1	1	1	1	0	0	0
D29	at Cincinnati					DNP						
D31	Northwestern State	1	0-1	0-0	0-0	0-0-0	0	0	1	0	0	0
J3	at Missouri (7)											
J7	Kansas (14)											
J9	at Oklahoma State											
J14	Kansas State											
J17	Texas Tech											
J21	at Texas A&M											
J24	Baylor											
J28	at Kansas State											
F1	at Kansas											
F4	Iowa State											
F6	Missouri											
F11	at Texas Tech											
F14	Texas											
F18	at Iowa State											
F22	Oklahoma State											
F25	at Baylor											
F29	at Texas											
M3	Texas A&M											

* Starter

FRANKLIN'S CAREER HIGHS

Points	3 vs. Texas Southern (11/18/10)
Field Goals	1 (twice)
Field Goal Attempts	3 vs. Sacramento State (12/2/11)
3-Point Field Goals	None
3-Point Field Goal Attempts	2 vs. Sacramento State (12/2/11)
Free Throws Made	2 vs. Mount St. Mary's (11/14/09)
Free Throw Attempts	4 (twice)
Rebounds	2 (twice)
Assists	2 (three times)
Blocked Shots	None
Steals	1 (twice)
Minutes Played	9 vs. Sacramento State (12/2/11)



4 ANDREW FITZGERALD

6-8, 247, JUNIOR, FORWARD
BALTIMORE, MD.
(BREWSTER ACADEMY [N.H.])

PTS	REB	FG%	MIN
12.3	5.3	.488	24.8

FITZGERALD GAME BY GAME IN 2011-12

Date	Opponent	MIN	FG	3FG	FT	O-D-T	PF	A	TO	B	S	TP
N11	Idaho State	*23	2-7	0-0	3-3	0-1-1	3	0	0	2	0	7
N18	Coppin State	*19	4-11	0-0	2-2	5-3-8	2	0	1	0	1	10
N24	vs. Washington State	*30	4-9	0-0	1-4	2-5-7	2	0	2	1	0	9
N25	vs. Santa Clara	*30	4-7	0-0	4-4	5-8-13	3	0	0	2	0	12
N27	vs. Saint Louis	*17	2-6	0-0	0-0	0-2-2	4	0	1	0	1	4
D2	Sacramento State	*22	6-8	0-0	1-2	1-3-4	2	1	1	0	3	13
D8	Oral Roberts	*31	8-17	0-0	0-0	1-2-3	3	0	1	1	1	16
D10	Arkansas	*23	7-11	0-0	3-4	4-4-8	4	0	1	1	0	17
D17	vs. Houston	*35	4-16	0-0	2-4	5-1-6	2	2	1	0	1	10
D21	South Carolina State	*22	8-11	0-0	1-2	1-1-2	2	0	0	0	0	17
D29	at Cincinnati	*29	7-13	0-0	4-7	5-4-9	2	1	1	2	1	18
D31	Northwestern State	*17	5-9	0-0	4-4	1-0-1	4	0	2	0	0	14
J3	at Missouri (7)											
J7	Kansas (14)											
J9	at Oklahoma State											
J14	Kansas State											
J17	Texas Tech											
J21	at Texas A&M											
J24	Baylor											
J28	at Kansas State											
F1	at Kansas											
F4	Iowa State											
F6	Missouri											
F11	at Texas Tech											
F14	Texas											
F18	at Iowa State											
F22	Oklahoma State											
F25	at Baylor											
F29	at Texas											
M3	Texas A&M											

* Starter

FITZGERALD'S CAREER HIGHS

Points	22 (three times)
Field Goals	8 (five times)
Field Goal Attempts	17 (twice)
3-Point Field Goals	None
3-Point Field Goal Attempts	None
Free Throws Made	6 (five times)
Free Throw Attempts	8 vs. Texas A&M (3/6/10)
Rebounds	13 (twice)
Assists	3 vs. Baylor (2/27/10)
Blocked Shots	3 vs. Texas Tech (1/18/11)
Steals	5 vs. North Carolina Central (11/15/10)
Minutes Played	39 (twice)



5 C.J. WASHINGTON

6-7, 230, SENIOR, FORWARD
STRINGTOWN, OKLA.
(CONNORS STATE COLLEGE)

PTS	REB	AST	MIN
2.8	4.0	0.5	10.3


WASHINGTON GAME BY GAME IN 2011-12

Date	Opponent	MIN	FG	3FG	FT	O-D-T	PF	A	TO	B	S	TP
N11	Idaho State					DNP						
N18	Coppin State	18	3-4	0-0	0-0	3-5-8	2	3	1	0	0	6
N24	vs. Washington State	3	0-2	0-0	0-0	1-1-2	0	0	0	0	0	0
N25	vs. Santa Clara	8	0-1	0-0	0-0	0-4-4	0	0	0	1	0	0
N27	vs. Saint Louis	10	1-2	0-0	0-0	0-2-2	0	0	0	0	0	2
D2	Sacramento State	17	1-1	0-0	0-0	0-1-1	2	1	1	2	0	2
D8	Oral Roberts	17	3-4	0-0	2-2	3-3-6	2	1	0	0	0	8
D10	Arkansas	3	0-2	0-0	0-0	0-2-2	0	0	1	0	0	0
D17	vs. Houston	4	0-0	0-0	0-0	0-0-0	0	0	0	0	0	0
D21	South Carolina State	13	2-6	0-0	1-2	7-5-12	2	0	0	0	0	12
D29	at Cincinnati	6	0-0	0-0	0-0	0-2-2	0	0	0	0	0	0
D31	Northwestern State	14	4-5	0-0	0-0	2-3-5	0	0	0	3	3	8
J3	at Missouri (7)											
J7	Kansas (14)											
J9	at Oklahoma State											
J14	Kansas State											
J17	Texas Tech											
J21	at Texas A&M											
J24	Baylor											
J28	at Kansas State											
F1	at Kansas											
F4	Iowa State											
F6	Missouri											
F11	at Texas Tech											
F14	Texas											
F18	at Iowa State											
F22	Oklahoma State											
F25	at Baylor											
F29	at Texas											
M3	Texas A&M											

* Starter

WASHINGTON'S CAREER HIGHS

Points	9 (twice)
Field Goals	4 (twice)
Field Goal Attempts	6 (three times)
3-Point Field Goals	None
3-Point Field Goal Attempts	None
Free Throws Made	4 (twice)
Free Throw Attempts	6 vs. Sacramento State (12/21/10)
Rebounds	12 vs. South Carolina State (12/21/11)
Assists	3 vs. Coppin State (11/18/11)
Blocked Shots	3 (twice)
Steals	3 vs. Northwestern State (12/31/11)
Minutes Played	25 vs. Texas Tech (3/2/11)



13 JAMES FRASCHILLA

5-10, 142, FRESHMAN, GUARD
DALLAS, TEXAS
(HIGHLAND PARK HS)

PTS	REB	AST	MIN
0.4	0.2	0.0	1.2

FRASCHILLA GAME BY GAME IN 2011-12

Date	Opponent	MIN	FG	3FG	FT	O-D-T	PF	A	TO	B	S	TP
N11	Idaho State					DNP						
N18	Coppin State	2	0-0	0-0	0-0	0-0-0	1	0	0	0	0	0
N24	vs. Washington State					DNP						
N25	vs. Santa Clara					DNP						
N27	vs. Saint Louis					DNP						
D2	Sacramento State					DNP						
D8	Oral Roberts	0+	0-0	0-0	0-0	0-0-0	0	0	0	0	0	0
D10	Arkansas	1	0-0	0-0	0-0	0-0-0	0	0	0	0	0	0
D17	vs. Houston					DNP						
D21	South Carolina State	2	1-2	0-0	0-0	1-0-1	1	0	0	0	0	2
D29	at Cincinnati					DNP						
D31	Northwestern State	1	0-0	0-0	0-0	0-0-0	0	0	0	0	0	0
J3	at Missouri (7)											
J7	Kansas (14)											
J9	at Oklahoma State											
J14	Kansas State											
J17	Texas Tech											
J21	at Texas A&M											
J24	Baylor											
J28	at Kansas State											
F1	at Kansas											
F4	Iowa State											
F6	Missouri											
F11	at Texas Tech											
F14	Texas											
F18	at Iowa State											
F22	Oklahoma State											
F25	at Baylor											
F29	at Texas											
M3	Texas A&M											

* Starter

FRASCHILLA'S CAREER HIGHS

Points	2 vs. South Carolina State (12/21/11)
Field Goals	1 vs. South Carolina State (12/21/11)
Field Goal Attempts	2 vs. South Carolina State (12/21/11)
3-Point Field Goals	None
3-Point Field Goal Attempts	None
Free Throws Made	None
Free Throw Attempts	None
Rebounds	1 vs. South Carolina State (12/21/11)
Assists	None
Blocked Shots	None
Steals	None
Minutes Played	2 (twice)



14 CARL BLAIR

6-2, 205, JUNIOR, GUARD
HOUSTON, TEXAS
(UNIVERSITY OF NEW ORLEANS)

PTS	REB	AST	MIN
3.2	1.8	2.8	15.1

BLAIR GAME BY GAME IN 2011-12


Date	Opponent	MIN	FG	3FG	FT	O-D-T	PF	A	TO	B	S	TP
N11	Idaho State	*27	3-7	3-6	3-6	0-6-6	4	5	2	0	0	12
N18	Coppin State	12	2-3	2-3	0-0	0-0-0	3	4	4	0	1	6
N24	vs. Washington State	6	0-1	0-1	0-0	0-0-0	1	0	3	0	0	0
N25	vs. Santa Clara	13	0-1	0-0	2-2	0-0-0	2	2	3	0	1	2
N27	vs. Saint Louis	17	1-4	1-2	0-0	0-1-1	0	1	4	0	2	3
D2	Sacramento State	17	1-3	1-3	2-2	3-2-5	0	3	1	0	1	5
D8	Oral Roberts	13	1-1	0-0	0-1	0-0-0	1	3	2	0	0	2
D10	Arkansas	14	0-1	0-0	3-4	0-2-2	1	2	1	0	2	3
D17	vs. Houston	13	0-1	0-0	0-0	1-1-2	1	2	1	0	1	0
D21	South Carolina State	19	1-4	1-3	0-0	1-1-2	2	5	2	0	1	3
D29	at Cincinnati	13	0-0	0-0	0-0	0-1-1	2	1	2	0	2	0
D31	Northwestern State	17	0-1	0-0	2-3	0-2-2	3	6	3	1	1	2
J3	at Missouri (7)											
J7	Kansas (14)											
J9	at Oklahoma State											
J14	Kansas State											
J17	Texas Tech											
J21	at Texas A&M											
J24	Baylor											
J28	at Kansas State											
F1	at Kansas											
F4	Iowa State											
F6	Missouri											
F11	at Texas Tech											
F14	Texas											
F18	at Iowa State											
F22	Oklahoma State											
F25	at Baylor											
F29	at Texas											
M3	Texas A&M											

* Starter

BLAIR'S CAREER HIGHS

Points23 vs. Arkansas State (2/6/10*)
Field Goals6 (four times)
Field Goal Attempts13 vs. Arkansas State (2/25/10*)
3-Point Field Goals3 (twice)
3-Point Field Goal Attempts7 (three times)
Free Throws Made9 (four times)
Free Throw Attempts13 vs. Colorado (1/22/11)
Rebounds11 vs. Florida International (1/2/10)
Assists11 (twice)
Blocked Shots1 (four times)
Steals3 (five times)
Minutes Played40 (twice*)

* At University of New Orleans



15 TYLER NEAL

6-7, 227, SOPHOMORE, FORWARD
OKLAHOMA CITY, OKLA.
(PUTNAM CITY WEST HS)

PTS	REB	3FG%	MIN
6.5	3.4	.405	17.6

NEAL GAME BY GAME IN 2011-12

Date	Opponent	MIN	FG	3FG	FT	O-D-T	PF	A	TO	B	S	TP
N11	Idaho State	15	2-3	0-0	0-0	4-3-7	1	1	2	0	1	4
N18	Coppin State	18	3-8	3-6	0-0	1-2-3	3	1	1	0	0	9
N24	vs. Washington State	13	0-1	0-1	2-2	0-3-3	2	0	0	1	0	2
N25	vs. Santa Clara	8	1-2	1-2	0-0	0-2-2	2	0	0	0	0	3
N27	vs. Saint Louis	16	1-2	1-2	4-4	1-0-1	1	0	0	0	1	7
D2	Sacramento State	19	3-7	2-5	0-0	0-3-3	1	1	2	0	0	8
D8	Oral Roberts	19	1-1	1-1	2-2	0-3-3	1	1	2	0	2	5
D10	Arkansas	28	5-9	4-8	4-4	0-5-5	3	4	1	0	0	18
D17	vs. Houston	23	2-4	1-3	4-5	2-4-6	3	1	1	0	2	9
D21	South Carolina State	17	1-7	0-3	1-2	0-2-2	1	1	1	0	2	3
D29	at Cincinnati	21	3-8	2-6	0-1	1-4-5	5	0	1	0	0	8
D31	Northwestern State	14	1-1	0-0	0-0	0-1-1	2	0	3	0	0	2
J3	at Missouri (7)											
J7	Kansas (14)											
J9	at Oklahoma State											
J14	Kansas State											
J17	Texas Tech											
J21	at Texas A&M											
J24	Baylor											
J28	at Kansas State											
F1	at Kansas											
F4	Iowa State											
F6	Missouri											
F11	at Texas Tech											
F14	Texas											
F18	at Iowa State											
F22	Oklahoma State											
F25	at Baylor											
F29	at Texas											
M3	Texas A&M											

* Starter

NEAL'S CAREER HIGHS

Points18 vs. Arkansas (12/10/12)
Field Goals5 vs. Arkansas (12/10/12)
Field Goal Attempts9 vs. Arkansas (12/10/12)
3-Point Field Goals4 vs. Arkansas (12/10/12)
3-Point Field Goal Attempts8 vs. Arkansas (12/10/12)
Free Throws Made6 vs. Virginia (11/23/10)
Free Throw Attempts6 (three times)
Rebounds7 (twice)
Assists4 vs. Arkansas (12/10/12)
Blocked Shots1 (four times)
Steals2 (three times)
Minutes Played28 (twice)



21 CAMERON CLARK

6-6, 198, SOPHOMORE, GUARD
SHERMAN, TEXAS
(SHERMAN HS)

PTS	REB	AST	MIN
8.5	3.7	1.6	24.8

CLARK GAME BY GAME IN 2011-12

Date	Opponent	MIN	FG	3FG	FT	O-D-T	PF	A	TO	B	S	TP
N11	Idaho State	*22	1-10	0-3	0-2	1-2-3	2	0	1	0	2	2
N18	Coppin State	*20	2-8	0-0	0-0	1-3-4	1	4	1	2	1	4
N24	vs. Washington State	*29	5-9	0-1	1-3	1-1-2	2	1	2	0	1	11
N25	vs. Santa Clara	*26	3-10	0-0	5-6	2-0-2	3	1	2	0	0	11
N27	vs. Saint Louis	*28	7-13	0-0	0-2	3-3-6	3	1	2	1	0	14
D2	Sacramento State	*26	7-12	3-5	1-2	0-3-3	1	3	0	3	2	18
D8	Oral Roberts	*30	5-8	2-2	4-6	1-7-8	2	2	2	0	0	16
D10	Arkansas	*13	0-3	0-1	0-0	0-1-1	2	3	1	0	0	0
D17	vs. Houston	*26	6-11	0-1	2-2	0-2-2	3	0	4	0	0	14
D21	South Carolina State	*26	4-10	0-0	0-0	1-1-2	0	1	1	2	1	8
D29	at Cincinnati	*21	0-7	0-0	0-0	0-2-2	2	3	1	0	0	0
D31	Northwestern State	*30	1-5	0-0	2-2	1-8-9	3	0	3	0	0	4
J3	at Missouri (7)											
J7	Kansas (14)											
J9	at Oklahoma State											
J14	Kansas State											
J17	Texas Tech											
J21	at Texas A&M											
J24	Baylor											
J28	at Kansas State											
F1	at Kansas											
F4	Iowa State											
F6	Missouri											
F11	at Texas Tech											
F14	Texas											
F18	at Iowa State											
F22	Oklahoma State											
F25	at Baylor											
F29	at Texas											
M3	Texas A&M											

* Starter

CLARK'S CAREER HIGHS

Points	26 vs. Central Arkansas (12/30/10)
Field Goals	11 vs. Baylor (2/2/11)
Field Goal Attempts	19 vs. Baylor (2/2/11)
3-Point Field Goals	4 vs. Central Arkansas (12/30/10)
3-Point Field Goal Attempts	7 vs. Baylor (2/2/11)
Free Throws Made	6 vs. Oklahoma State (3/5/11)
Free Throw Attempts	7 vs. Oklahoma State (3/5/11)
Rebounds	11 vs. Coppin State (11/12/10)
Assists	4 (twice)
Blocked Shots	3 vs. Sacramento State (12/2/11)
Steals	3 vs. Oral Roberts (12/11/10)
Minutes Played	44 vs. Iowa State (1/29/11)



24 ROMERO OSBY

6-8, 232, JUNIOR, FORWARD
MERIDIAN, MISS.
(MISSISSIPPI STATE UNIVERSITY)

PTS	REB	BLK	MIN
10.8	8.8	1.0	27.2

OSBY GAME BY GAME IN 2011-12

Date	Opponent	MIN	FG	3FG	FT	O-D-T	PF	A	TO	B	S	TP
N11	Idaho State	*31	5-9	1-1	6-7	6-4-10	3	4	2	2	1	17
N18	Coppin State	*22	4-8	0-0	3-4	4-6-10	0	0	0	1	1	11
N24	vs. Washington State	*26	3-7	1-2	2-2	2-4-6	2	0	0	0	0	9
N25	vs. Santa Clara	*32	3-8	0-1	3-4	3-7-10	2	1	3	1	0	9
N27	vs. Saint Louis	*24	6-13	0-1	2-4	4-2-6	3	0	1	0	0	14
D2	Sacramento State	*23	4-5	0-0	0-0	2-2-4	0	3	1	0	1	8
D8	Oral Roberts	*21	3-4	0-1	1-2	4-3-7	5	0	1	2	0	7
D10	Arkansas	*32	2-5	0-0	6-6	2-5-7	0	2	2	2	0	10
D17	vs. Houston	*19	2-11	0-0	1-2	5-5-10	2	0	1	1	1	5
D21	South Carolina State	*27	4-13	0-0	2-6	4-14-18	1	1	1	1	3	10
D29	at Cincinnati	*38	6-10	0-0	0-0	2-10-12	1	0	1	0	0	12
D31	Northwestern State	*31	8-13	0-0	2-2	0-5-5	1	0	0	2	0	18
J3	at Missouri (7)											
J7	Kansas (14)											
J9	at Oklahoma State											
J14	Kansas State											
J17	Texas Tech											
J21	at Texas A&M											
J24	Baylor											
J28	at Kansas State											
F1	at Kansas											
F4	Iowa State											
F6	Missouri											
F11	at Texas Tech											
F14	Texas											
F18	at Iowa State											
F22	Oklahoma State											
F25	at Baylor											
F29	at Texas											
M3	Texas A&M											

* Starter

OSBY'S CAREER HIGHS

Points	17 vs. Idaho State (11/11/11)
Field Goals	8 vs. Northwestern State (12/31/11)
Field Goal Attempts	13 (four times)
3-Point Field Goals	2 (five times)
3-Point Field Goal Attempts	3 (seven times)
Free Throws Made	7 vs. Texas Tech (11/29/08*)
Free Throw Attempts	10 vs. Texas Tech (11/29/08*)
Rebounds	18 vs. South Carolina State (12/21/11)
Assists	4 (three times)
Blocked Shots	2 (eight times)
Steals	3 (twice)
Minutes Played	38 (twice)

* At Mississippi State



31 BARRY HONORÉ

6-7, 270, SENIOR, FORWARD
GARLAND, TEXAS
(SOUTHERN UNIVERSITY)

PTS	REB	BLK	MIN
1.2	1.2	0.6	5.3


HONORÉ GAME BY GAME IN 2011-12

Date	Opponent	MIN	FG	3FG	FT	O-D-T	PF	A	TO	B	S	TP
N11	Idaho State	5	1-1	0-0	0-0	0-0-0	0	0	0	2	0	2
N18	Coppin State	8	0-0	0-0	2-2	2-1-3	0	0	1	1	0	2
N24	vs. Washington State	1	0-0	0-0	0-0	0-0-0	0	0	0	0	0	0
N25	vs. Santa Clara	2	0-0	0-0	0-0	0-0-0	1	0	1	0	0	0
N27	vs. Saint Louis	1	0-0	0-0	0-0	0-0-0	0	0	0	0	0	0
D2	Sacramento State	5	1-3	0-0	0-0	1-0-1	1	0	1	1	0	2
D8	Oral Roberts	3	0-2	0-0	0-0	0-0-0	0	0	0	0	0	0
D10	Arkansas	10	1-1	0-0	0-0	2-1-3	2	0	0	1	0	2
D17	vs. Houston	5	0-0	0-0	0-0	0-0-0	0	0	0	1	0	0
D21	South Carolina State	10	1-1	0-0	0-0	2-0-2	0	0	0	1	0	2
D29	at Cincinnati	2	0-0	0-0	0-0	0-1-1	0	0	0	0	0	0
D31	Northwestern State	12	1-2	0-0	2-4	3-1-4	1	2	1	0	0	4
J3	at Missouri (7)											
J7	Kansas (14)											
J9	at Oklahoma State											
J14	Kansas State											
J17	Texas Tech											
J21	at Texas A&M											
J24	Baylor											
J28	at Kansas State											
F1	at Kansas											
F4	Iowa State											
F6	Missouri											
F11	at Texas Tech											
F14	Texas											
F18	at Iowa State											
F22	Oklahoma State											
F25	at Baylor											
F29	at Texas											
M3	Texas A&M											

* Starter

HONORÉ'S OKLAHOMA HIGHS

Points	6 (twice)
Field Goals	3 (twice)
Field Goal Attempts	4 vs. Texas Southern (11/18/10)
3-Point Field Goals	None
3-Point Field Goal Attempts	1 vs. Texas A&M (1/8/11)
Free Throws Made	2 vs. Northwestern State (12/31/11)
Free Throw Attempts	4 vs. Northwestern State (12/31/11)
Rebounds	4 vs. Northwestern State (12/31/11)
Assists	2 (twice)
Blocked Shots	2 (twice)
Steals	None
Minutes Played	19 vs. Texas Southern (11/18/10)



32 CASEY ARENT

6-10, 227, JUNIOR, CENTER
PENRYN, CALIF.
(SIERRA COLLEGE)

PTS	REB	STL	MIN
2.2	3.1	0.4	9.8

ARENT GAME BY GAME IN 2011-12

Date	Opponent	MIN	FG	3FG	FT	O-D-T	PF	A	TO	B	S	TP
N11	Idaho State	12	1-2	0-0	2-2	1-0-1	1	0	3	0	1	4
N18	Coppin State	13	3-5	0-0	0-0	3-6-9	2	1	1	1	0	6
N24	vs. Washington State	9	1-3	0-0	0-0	2-1-3	0	0	2	1	0	2
N25	vs. Santa Clara	8	1-2	0-0	0-0	1-1-2	2	0	0	0	0	2
N27	vs. Saint Louis	15	1-2	0-0	0-0	1-0-1	3	0	0	0	0	2
D2	Sacramento State	13	0-2	0-0	0-0	1-2-3	1	0	3	0	2	0
D8	Oral Roberts	6	0-3	0-0	0-0	2-0-2	2	0	1	0	0	0
D10	Arkansas	5	0-1	0-0	0-0	0-0-0	2	0	1	0	1	0
D17	vs. Houston					DNP						
D21	South Carolina State	10	2-4	0-0	0-0	4-5-9	2	0	1	0	0	4
D29	at Cincinnati					DNP						
D31	Northwestern State	7	0-0	0-0	2-2	0-1-1	3	0	0	0	0	2
J3	at Missouri (7)											
J7	Kansas (14)											
J9	at Oklahoma State											
J14	Kansas State											
J17	Texas Tech											
J21	at Texas A&M											
J24	Baylor											
J28	at Kansas State											
F1	at Kansas											
F4	Iowa State											
F6	Missouri											
F11	at Texas Tech											
F14	Texas											
F18	at Iowa State											
F22	Oklahoma State											
F25	at Baylor											
F29	at Texas											
M3	Texas A&M											

* Starter

ARENT'S CAREER HIGHS

Points	6 vs. Coppin State (11/18/11)
Field Goals	3 vs. Coppin State (11/18/11)
Field Goal Attempts	5 vs. Coppin State (11/18/11)
3-Point Field Goals	None
3-Point Field Goal Attempts	None
Free Throws Made	2 (twice)
Free Throw Attempts	2 (twice)
Rebounds	9 (twice)
Assists	1 vs. Coppin State (11/18/11)
Blocked Shots	1 (twice)
Steals	2 vs. Sacramento State (12/2/11)
Minutes Played	15 vs. Saint Louis (11/27/11)

ROSTERS

NUMERICAL

No.	Name	Pos.	Cl.	Ht.	Wt.	Hometown (Last School)
1	Sam Grooms	G	Jr.	6-1	203	Greensboro, N.C. (Chipola College [Fla.])
2	Steven Pledger**	G	Jr.	6-4	222	Chesapeake, Va. (Atlantic Shores Christian School)
3	T.J. Franklin^	G	Sr.	5-11	175	Fort Worth, Texas (North Crowley HS)
4	Andrew Fitzgerald**	F	Jr.	6-8	247	Baltimore, Md. (Brewster Academy [N.H.])
5	C.J. Washington*	F	Sr.	6-7	230	Stringtown, Okla. (Connors State JC)
12	Jarrold Kruger#	G	So.	6-1	174	Topeka, Kan. (Kansas State University)
13	James Fraschilla^	G	Fr.	5-10	142	Dallas, Texas (Highland Park HS)
14	Carl Blair*	G	Jr.	6-2	205	Houston, Texas (University of New Orleans)
15	Tyler Neal*	F	So.	6-7	227	Oklahoma City, Okla. (Putnam City West HS)
21	Cameron Clark*	G	So.	6-6	198	Sherman, Texas (Sherman HS)
22	Amath M'Baye#	F	Jr.	6-9	214	Bordeaux, France (University of Wyoming)
24	Romero Osby	F	Jr.	6-8	232	Meridian, Miss. (Mississippi State University)
31	Barry Honoré*^	F	Sr.	6-7	270	Garland, Texas (Southern University)
32	Casey Arent	C	Jr.	6-10	227	Penryn, Calif. (Sierra College)

ALPHABETICAL

No.	Name	Pos.	Cl.	Ht.	Wt.	Hometown (Last School)
32	Casey Arent	C	Jr.	6-10	227	Penryn, Calif. (Sierra College)
14	Carl Blair*	G	Jr.	6-2	205	Houston, Texas (University of New Orleans)
21	Cameron Clark*	G	So.	6-6	198	Sherman, Texas (Sherman HS)
4	Andrew Fitzgerald**	F	Jr.	6-8	247	Baltimore, Md. (Brewster Academy [N.H.])
3	T.J. Franklin^	G	Sr.	5-11	175	Fort Worth, Texas (North Crowley HS)
13	James Fraschilla^	G	Fr.	5-10	142	Dallas, Texas (Highland Park HS)
1	Sam Grooms	G	Jr.	6-1	203	Greensboro, N.C. (Chipola College [Fla.])
31	Barry Honoré*^	F	Sr.	6-7	270	Garland, Texas (Southern University)
12	Jarrold Kruger#	G	So.	6-1	174	Topeka, Kan. (Kansas State University)
22	Amath M'Baye#	F	Jr.	6-9	214	Bordeaux, France (University of Wyoming)
15	Tyler Neal*	F	So.	6-7	227	Oklahoma City, Okla. (Putnam City West HS)
24	Romero Osby	F	Jr.	6-8	232	Meridian, Miss. (Mississippi State University)
2	Steven Pledger**	G	Jr.	6-4	222	Chesapeake, Va. (Atlantic Shores Christian School)
5	C.J. Washington*	F	Sr.	6-7	230	Stringtown, Okla. (Connors State JC)

* Letters earned at Oklahoma

^ Walk-on

Sitting out the 2011-12 season due to NCAA transfer rules

STAFF

Head Coach: Lon Kruger (Kansas State '75)

Assistant Coaches:

Chris Crutchfield (Nebraska-Omaha '92)

Steve Henson (Kansas State '90)

Lew Hill (Wichita State '88)

Director of Operations:

Mike Shepherd (Kansas State '98)

Video Coordinator:

Scott Thompson (Mississippi '02)

Director of Student-Athlete Performance:

Jozsef Szendrei (Oklahoma '03)

Trainer: Alex Brown (Appalachian State '79)

PRONUNCIATION GUIDE

Casey **Arent**: ARNT

James **Fraschilla**: frush-SHILL-UH

Barry **Honoré**: ahn-o-RAY

Amath M'Baye: ah-MOTT EM-by

Romero **Osby**: AHZ-bee